

# NEVADA COUNTY BOARD OF EDUCATION

## Regular Meeting

Wednesday, August 8, 2012

→→→4:00 p.m.←←←

Nevada County Superintendent of Schools  
Houser Conference Room

112 Nevada City Highway, Nevada City, CA 95959

### AGENDA

All times approximate

- I. Meeting called to order
- II. Establish quorum
- III. Salute to the flag
- IV. Additions to the Agenda
- V. Adoption of the Agenda
- VI. Open public forum – Recognition of members of the audience wishing to address an agenda item may do so at this time or at the time the agenda item is heard. After being recognized by the Board president, please identify yourself. A member of the public may at this time make brief comments regarding items not on the agenda, although no action may be taken.
- VII. Close public forum
- VIII. Approval of the Consent Agenda 5 min.  
These items are expected to be routine and non-controversial. They will be acted upon by the Board at one time without discussion, unless a trustee or citizen requests that an item be removed for discussion and separate consideration. In that case the designated item(s) will be considered following approval of the remaining items.
  - A. Approval of minutes of the regular meeting of July 11, 2012 *(page 1)*
- IX. Action Items – 20 min.
  - A. Shall the Nevada County Board of Education accept the 2012/13 45 Day revise based on the State's adoption of the budget? *(page 4)*
  - B. Shall the Nevada County Board of Education approve and authorize submission of application for Declaration of Need for Fully Qualified Educators for the school year 2012-2013 so that staffing can be completed with the best possible candidates and we can retain our substitute teachers? *(page 5)*
- X. Discussion / Information Items
  - A. Alternative Education Program
- XI. Reports 10 min.
  - A. Board member reports
    1. SARB, Meeks
    2. Budget Review Committee, Slade-Troutman/Meeks
    3. Legislative, Voss
    4. NCSBA, Michael
    5. Individual Board member reports

- B. Superintendent's Report 20 min.
1. Scholar Day at the Fair
  2. AB 1200 / Fiscal Oversight
  3. Response to Grand Jury Report on School Efficiency
  4. Superintendents Expenditure Report

- C. Staff Reports 20 min.
1. *Educational Services* – Miller
  2. *Business Services* - Fitting

- D. Future agenda items
1. Confirmation of School Attendance Review Board (SARB) (Consent)
  2. Open Hearing and Resolution for Sufficiency of Instructional Materials. (Public Hearing Action)
  3. Approval of 2011-12 Unaudited Actuals Financial Report (Action)
  4. Approval of the 2012-13 Consolidated Application for funding Categorical Aid Programs, Part I (action)

XII. Correspondence

- A. Treasury report from Nevada County Treasurer and Tax Collector detailing the Portfolio of investments for NCSoS as of June 30, 2012 (*page 9*)
- B. Letter from Stan Miller to Mr. David Lawell, a teacher at Lyman Gilmore School, congratulating him on being the 2013 Nevada County Teacher of the Year. The Nevada County Teacher of the Year will be officially announced at the Annual NCSBA/ACSA Dinner on October 25, 2012. (*page 26*)
- C. Nevada County Academic Tournament Schedule 2012-13 (*page 27*)

Adjournment

Next Meeting Date:

WEDNESDAY, September 12, 2012, time **5:00 p.m.**, 112 Nevada City Highway, Nevada City

This agenda was posted at least 72 hours in advance of the meeting at the Nevada County Superintendent of Schools office, 112 Nevada City Highway.

Posted: 8/3/12  
Date

Notice: The agenda packet and supporting materials, including materials distributed less than 72 hours prior to the scheduled meeting, can be viewed at the Nevada County Superintendent of Schools office – reception desk, located at 112 Nevada City Highway, Nevada City, CA. For more information please call 530-478-6400 ext. 203.

Notice: In compliance with the Americans with Disabilities Act, if you need special assistance to access the Board meeting room or to otherwise participate at this meeting, including auxiliary aids or services, contact the Nevada County Superintendent of Schools office at 530.478.6400 ext. 203 at least 48 hours before the scheduled Board meeting so that we may make every reasonable effort to accommodate your needs. {G.C. §54953.2, §54954.2(a) (1); Americans with Disabilities Act of 1990, §202 (42 U.S.C. §12132)}

NEVADA COUNTY BOARD OF EDUCATION  
Regular Meeting  
Wednesday, July 11, 2012  
2:00 p.m.

Nevada County Superintendent of Schools  
Houser Conference Room  
112 Nevada City Highway, Nevada City, CA 95959

MINUTES

I. Meeting called to order at 2 p.m. by Board President Voss

II. Established quorum

Altieri	present
Meeks	present
Slade-Troutman	present
Michael	present
Voss	present

III. Salute to the flag

IV. Additions to the Agenda – none.

V. Adoption of the Agenda

**On a motion by Slade-Troutman and seconded by Michael, the agenda was adopted as presented. The motion carries unanimously.**

VI. Opened public forum –

Recognition of members of the audience wishing to address the Board: none.

VII. Closed public forum

VIII. Approval of the Consent Agenda

The following items were listed on the Consent Agenda:

- A. Approval of minutes of the Regular meeting of June 20, 2012
- B. Approval of FY2011-12 Program Self-Evaluation, CSPP (Sierra College Preschool Program)
- C. Approval of FY2011-12 Program Self-Evaluation, CCTR (Sierra College Toddler Program)
- D. During the third quarter of 2012 April-June, there were no complaints filed to be reported, pursuant to Williams Uniform Complaint Procedures (*E.C. 1240(H): Board policy 1010 – Uniform Complaint Procedures*)

**On a motion by Altieri and seconded by Michael, the consent agenda was approved. The motion carries unanimously.**

IX. Action Items

- A. Shall the Nevada County Board of Education approve the Annual review of Board Policy 2710, Conflict of Interest?

Discussion was held to remove paragraph number two on page two. It was decided to leave as is, however a more detailed analysis was suggested before the next review.

②

**On a motion by Slade-Troutman and seconded by Altieri, the Annual review of Board Policy 2710, Conflict of Interest was approved. The motion carries unanimously.**

- B. Shall the Nevada County Board of Education approve the reconfiguration of Earle Jamieson, Nevada County Academy of Learning (NCAL) and 3-R into the following Alternative Education Program:

**Earle Jamieson Educational Options**

**Inspire:** a Community Day School serving students grades 7-12 (formerly 3-R)

**Launch:** a County Community School serving students grades 7-12 (formerly E.J.)

**Edge Academy:** a County Community School serving students grades 7-12 in an independent study program (formerly NCSOS County Community School)

Supt. Hermansen explained that staff has collaborated and the proposed structure and names were created to maximize funding.

Meeks and Slade-Troutman expressed their desire to have input in the naming of the schools. Supt. Hermansen proposed the Board bring suggestions to the next meeting.

**On a motion by Slade-Troutman and seconded by Altieri the Nevada County Board of Education approved the reconfiguration of Earle Jamieson, Nevada County Academy of Learning (NCAL) and 3-R into the following Alternative Education Program as presented: Earle Jamieson Educational Options: Inspire: a Community Day School serving students grades 7-12 (formerly 3-R); Launch: a County Community School serving students grades 7-12 (formerly E.J.); Edge Academy: a County Community School serving students grades 7-12 in an independent study program (formerly NCSOS County Community School). The motion carries unanimously.**

X. Discussion/Information Items

- A. Yuba River Charter School Request for Exemption from Local Zoning Regulations.

Supt. Hermansen reminded the board that at the last meeting Caleb Buckley had addressed the board during public comment and requested that they take action to exempt Yuba River Charter School from local zoning regulations in building their new school. This item is now scheduled as a discussion / information item so the board can have an opportunity to discuss and receive further information. Supt. Hermansen also informed the board that the Nevada County Deputy County Counsel had provided her with a written statement that they felt that the charter school is not eligible to seek an exemption, and that the county board does not have the authority to exempt the charter school from local zoning regulations. Upon request from Meeks, Supt. Hermansen provided the board with a copy of the email from the Deputy County Counsel.

A discussion was held with Caleb Buckley and 4 members of the public encouraging the board to support the charter school by taking this action. There was agreement that the law is unclear on this matter. Legal counsel for the county superintendent of schools also agrees the law is not clear on this matter, but disagrees with the Deputy County Counsel and feels the county board of education does have the right to exempt the charter school. The discussion continued with the board expressing concern about getting involved in a legal battle during these times of limited resources. The board also expressed concern that a legal dispute could cause a delay in the project. The board expressed support of the charter school but indicated they did not feel inclined to go forward at this time.

XI. Reports

A. Board member reports

- 1. *SARB* – Meeks – none.
- 2. *Budget Review Committee* – Meeks/Slade-Troutman – Qualifying questions were answered, the meeting went well; Slade-Troutman was sad to hear that Shelly Sexton has left the SELPA position.
- 3. *Legislative* – Voss – none.
- 4. *NCSBA* – Michael – none.
- 5. *Individual Board Member Reports* – none.

B. Superintendent's Report

- 1. *School Readiness Project* - A handout detailing the School Readiness Project was provided. Funding was lost two years ago and thanks to a collaborative effort, it will be offered once again.
- 2. *Superintendent's Expenditure Report* - A copy of Supt. Hermansen's June 2012 expense report was provided.
- 3. *Upcoming Events: Scholar Day at the Fair* – August 8 – Invitations will be mailed out to Board members. Teachers will also receive an invitation.
- 4. Shelly Sexton, Asst. Supt., SELPA Director has accepted a position with Sutter County. We're excited for her, it's a great opportunity. Her position has been posted.

C. Staff Reports

- 1. *Ed Services – Miller* - The Local Planning Council started the Early Childhood Environmental Rating Scale (ECERS) process, where parents can view the ratings of public and private preschools. The Sierra College Child Development Program went through the process and received the Superior rating.
- 2. *Business Services – Fitting* – The cash concern still exists, hidden in the State Budget are more intra year deferrals. We are starting the review of districts budgets.  
Michael asked at what point we step in under AB 1200 responsibility. Fitting replied that AB 1200 dictates our oversight responsibility; once a school district has a negative or qualified budget; or if in need, providing protection for them.

D. Future agenda items

- 5. Approval of the 2012-13 Consolidated Application for funding Categorical Aid Programs, Part I

XIII. Correspondence

- A. California County Boards of Education 2012 Fall Conference
- B. Fiscal Report
- C. Other – T.K. McAteer Letter of July 7, 2012, provided by Slade-Troutman explaining Board Member Internet benefit

Adjournment at 3:40 p.m.

Next Meeting Date: WEDNESDAY, August 8, 2012, 4:00 p.m., 112 Nevada City Highway, Nevada City

Approved: \_\_\_\_\_  
James Voss, President


Date: August 8, 2012

Blank

AGENDA ITEM

To: Nevada County Board of Education

From: Donna M. Fitting



RE: 45 Day Revise, 2012/13 Budget

Date: August 8, 2012

Each Year within 45 days of the adoption of the State Budget, we are required by Education Code 42127 section I 4 to publicly report any changes to NCSOS's Approved Budget as a result of the State's Budget Adoption. The actual changes to NCSOS's Budget will be reflected in the First Interim report.

For the most part, our budget is consistent with the State adopted budget. We projected \$441 per ADA decrease in funding, assuming the tax measures were unsuccessful. This amount in the State Budget is closer to \$457 per ADA, or less than \$7K in our budget.

One area our budget diverged from the state is in Child Development. We planned for a 10% cut to our toddler program and the state actually enacted a 20% cut. We have some program carryover, and plan to work with program staff to rework the budget. We believe in 2012/13 the program will be okay because of the carryover, but we will need to scrutinize the effect in 2013/14. We will work closely with program staff to mitigate any effects.

An area of increasing concern is cash. Additional intra-year deferrals have been caused by the accounting treatment of the cash flow of the revenues generate assuming the tax measures pass. In short, the state is taking \$6.9B in the first half of the year and if the tax measures pass, we will receive this money no later than 10 days prior to the end of June. This poses significant issues for our small charters, and a few districts.


Next steps rely on the outcome of the tax initiatives in November. We have prepared a conservative budget, but cash flow will continue to plague us, our charters and districts. We will continue to work with all partners to increase the likelihood of success for all.

Recommendation

Accept the Report

Blank





HOLLY A. HERMANSEN, SUPERINTENDENT

112 Nevada City Highway  
Nevada City, CA 95959  
530-478-6400 · fax 530-478-6410

## Memorandum

TO: President James Voss and Nevada County Board of Education Members

FROM: Regina Reno, Personnel Analyst *RRR*

BOARD MEETING DATE: August 8, 2012

DATE PREPARED: July 30, 2012

AGENDA: Action Item

TITLE: Declaration of Need for Fully Qualified Educators for 2012/2013

**RECOMMENDED MOTION: Approve and authorize submission of application for Declaration of Need for Fully Qualified Educators for school year 2012/2013 so that staffing can be completed with the best possible candidates and we can retain our substitute teachers.**

### BACKGROUND:

The Commission on Teacher Credentialing (CTC) requires that we as a District have a Declaration of Need for Fully Qualified Educators filed each year we anticipate employing teachers; including substitutes, who are not fully credentialed for their assignment but are eligible to obtain an authorization through an Emergency Permit, allowing them to teach while completing the requirements of a fully qualified educator.


One of our Special Education Teacher's for moderate to severe disabilities has been identified as not being fully qualified. The employee has been employed by us since 2002 and is a highly skilled, knowledgeable teacher with many years of experience educating students with moderate to severe disabilities. With this Declaration we will be able to obtain a Special Education Limited Assignment Permit that will allow this educator to continue teaching in this assignment.

A Declaration of Need for Fully Qualified Educators must be authorized at a public meeting by the Nevada County Board of Education in order to submit our application to the CTC. The Declaration of Need for Fully Qualified Educators represents a statement of anticipated needs for the 2012/2013 school year (including summer extended year). This Declaration shall remain in force until June 30, 2013.

### IMPACT:

The Declaration will allow all positions to be staffed with the best possible educators. There is no fiscal impact.

6



State of California  
Commission on Teacher Credentialing  
Certification, Assignment and Waivers Division  
1900 Capitol Avenue  
Sacramento, CA 95811-4213

Email: [credentials@ctc.ca.gov](mailto:credentials@ctc.ca.gov)  
Website: [www.ctc.ca.gov](http://www.ctc.ca.gov)

## DECLARATION OF NEED FOR FULLY QUALIFIED EDUCATORS

- Original Declaration of Need for year: 2012/2013  
 Revised Declaration of Need for year: \_\_\_\_\_

### FOR SERVICE IN A SCHOOL DISTRICT

Name of District: \_\_\_\_\_ District CDS Code: \_\_\_\_\_

Name of County: \_\_\_\_\_ County CDS Code: \_\_\_\_\_

By submitting this annual declaration, the district is certifying the following:

- A diligent search, as defined below, to recruit a fully prepared teacher for the assignment(s) was made
- If a suitable fully prepared teacher is not available to the school district, the district will make a reasonable effort to recruit based on the priority stated below

The governing board of the school district specified above adopted a declaration at a regularly scheduled public meeting held on \_\_\_/\_\_\_/\_\_\_ certifying that there is an insufficient number of certificated persons who meet the district's specified employment criteria for the position(s) listed on the attached form. The attached form was part of the agenda, and the declaration did NOT appear as part of a consent calendar.

► *Enclose a copy of the board agenda item*

With my signature below, I verify that the item was acted upon favorably by the board. The declaration shall remain in force until June 30, \_\_\_\_\_.

Submitted by (Superintendent, Board Secretary, or Designee):

_____	_____	_____
<i>Name</i>	<i>Signature</i>	<i>Title</i>
_____	_____	_____
<i>Fax Number</i>	<i>Telephone Number</i>	<i>Date</i>
_____		
<i>Mailing Address</i>		
_____		
<i>Email Address</i>		

### FOR SERVICE IN A COUNTY OFFICE OF EDUCATION, STATE AGENCY OR NONPUBLIC SCHOOL OR AGENCY

Name of County Nevada County CDS Code 29

Name of State Agency Nevada County Superintendent of Schools

Name of NPS/NPA \_\_\_\_\_ County of Location \_\_\_\_\_

The Superintendent of the County Office of Education or the Director of the State Agency or the Director of the NPS/NPA specified above adopted a declaration on 08 08 / 12, at least 72 hours following his or her public announcement that such a declaration would be made, certifying that there is an insufficient number of certificated persons who meet the county's, agency's or school's specified employment criteria for the position(s) listed on the attached form.

The declaration shall remain in force until June 30, 2013.

► *Enclose a copy of the public announcement*

Submitted by Superintendent, Director, or Designee:

<u>Holly Hermansen</u>		<u>Superintendent</u>
<i>Name</i>	<i>Signature</i>	<i>Title</i>
<u>(530) 478-6410</u>	<u>(530) 478-6400</u>	
<i>Fax Number</i>	<i>Telephone Number</i>	<i>Date</i>
<u>112 Nevada City Hwy., Nevada City, CA 95959</u>		
<i>Mailing Address</i>		
<u>holly@nevco.k12.ca.us</u>		
<i>Email Address</i>		

► This declaration must be on file with the Commission on Teacher Credentialing before any emergency permits will be issued for service with the employing agency

**AREAS OF ANTICIPATED NEED FOR FULLY QUALIFIED EDUCATORS**

Based on the previous year's actual needs and projections of enrollment, please indicate the number of emergency permits the employing agency estimates it will need in each of the identified areas during the valid period of this Declaration of Need for Fully Qualified Educators. This declaration shall be valid only for the type(s) and subjects(s) identified below.

This declaration must be revised by the employing agency when the total number of emergency permits applied for exceeds the estimate by ten percent. Board approval is required for a revision.

Type of Emergency Permit	Estimated Number Needed
<input type="checkbox"/> CLAD/English Learner Authorization (applicant already holds teaching credential)	_____
<input type="checkbox"/> Bilingual Authorization (applicant already holds teaching credential)	_____
List target language(s) for bilingual authorization:	
_____	
<input type="checkbox"/> Resource Specialist	_____
<input type="checkbox"/> Teacher Librarian Services	_____
<input type="checkbox"/> Visiting Faculty Permit	_____

**LIMITED ASSIGNMENT PERMITS**

Limited Assignment Permits may only be issued to applicants holding a valid California teaching credential based on a baccalaureate degree and a professional preparation program including student teaching.

Based on the previous year's actual needs and projections of enrollment, please indicate the number of Limited Assignment Permits the employing agency estimates it will need in the following areas:

TYPE OF LIMITED ASSIGNMENT PERMIT	ESTIMATED NUMBER NEEDED
Multiple Subject	
Single Subject	
Special Education	1
TOTAL	1

8

**EFFORTS TO RECRUIT CERTIFIED PERSONNEL**

The employing agency declares that it has implemented in policy and practices a process for conducting a diligent search that includes, but is not limited to, distributing job announcements, contacting college and university placement centers, advertising in local newspapers, exploring incentives included in the Teaching as a Priority Block Grant (refer to [www.cde.ca.gov](http://www.cde.ca.gov) for details), participating in state and regional recruitment centers and participating in job fairs in California.

If a suitable fully prepared teacher is not available to the school district, the district made reasonable efforts to recruit an individual for the assignment, in the following order:

- A candidate who qualifies and agrees to participate in an approved intern program in the region of the school district
- An individual who is scheduled to complete initial preparation requirements within six months

**EFFORTS TO CERTIFY, ASSIGN, AND DEVELOP FULLY QUALIFIED PERSONNEL**

Has your agency established a District Intern program?  Yes  No

If no, explain. We use University Internships

Does your agency participate in a Commission-approved college or university intern program?  Yes  No

If yes, how many interns do you expect to have this year? none

If yes, list each college or university with which you participate in an intern program.  
\_\_\_\_\_  
\_\_\_\_\_  
\_\_\_\_\_

If no, explain why you do not participate in an intern program.  
\_\_\_\_\_  
\_\_\_\_\_

# Nevada County Superintendent of Schools Investment Report as of June 30, 2012

The attached Treasury Report from the Nevada County Treasurer and Tax Collector details the portfolio of investments at the Nevada County Treasury as of June 30, 2012.

The investments for Nevada County Superintendent of Schools office are as follows:

**Cash in County Treasury:**

NCSoS - County School Service Fund, Special Ed, SELPA, Charter Fund	\$ 4,715,167.41	
NCSoS - CCCC Child Development Fund	130,525.98	
NCSoS - Deferred Maintenance Fund	-	
NCSoS - Forest Reserve Fund	-	
Capital Service Region Funds	-	
<b>Total NCSoS Funds in County Treasury</b>		<b>4,845,693.39</b>

**Cash in Revolving Funds:**

NCSoS - Petty Cash	\$ 100.00	
Imaginarium Revolving Account		
Citizens Bank #11059144	100.00	
NCSoS - Revolving Account		
Citizens Bank #11005717	2,800.00	
<b>Total Cash in Revolving Funds</b>		<b>\$ 3,000.00</b>

<b>TOTAL CASH AND INVESTMENTS</b>		<b><u>\$ 4,848,693.39</u></b>
-----------------------------------	--	-------------------------------

10

.....

Tina M. Vernon  
Treasurer and Tax Collector  
950 Maidu Avenue  
P. O. Box 128  
Nevada City, CA 95959-0128  
(530) 265-1285

# County of Nevada

July 5, 2012

Board of Supervisors  
County of Nevada  
Nevada City, CA 95959

Honorable Board of Supervisors:

In accordance with Government Code Section 53646 (b) (1), I hereby submit the attached Treasury report for the fourth quarter ending June 30, 2012. This report included a listing of the investments in the treasury's portfolio as required in Government Code Section 53646 (b)(4).

As required by Government Code Section 53646 (b) (2), I hereby state that the investments in the treasury's portfolio are in compliance with the treasurer's investment policy.

Furthermore, as required by Government Code section 53646 (b) (3), I hereby state that the treasury has sufficient funds available to meet the projected expenditures for the next six months.

Respectfully Submitted,



Tina M. Vernon  
Treasurer & Tax Collector

cc: Rick Haffey, County Executive Officer  
Marcia Salter, Auditor-Controller

.....

Tina M. Vernon  
Treasurer and Tax Collector  
950 Maidu Avenue  
P. O. Box 128  
Nevada City, CA 95959-0128  
(530) 265-1285

.....  
*County of Nevada*

July 5, 2012

Board of Supervisors  
County of Nevada  
Nevada City, CA 95959

Honorable Board of Supervisors:

This is a statement of the Treasurer's balance for the month of June 2012.

Balance 05/31/2012	\$ 155,673,589.42
Receipts	+ 19,263,453.58
Expenditures	- 29,743,979.33
Balance 06/30/2012	\$ 145,193,063.67

This balance included \$137,390,291.33 of the County funds in interest bearing accounts.

The average percentage invested for the month of June was 92.17%.

Year to date interest earned \$1,152,430.51 with an effective rate of return fiscal year to date of 0.91%.

Respectfully Submitted,

Tina M. Vernon  
Treasurer & Tax Collector

\*\* see next page for Apportioned Interest Information

This monthly report to the Board of Supervisors is no longer required by State law. Government Code § 27063, repealed on Jan. 1, 2007, was the State law that required the creation and the delivery of this monthly report to the Board of Supervisors. As a courtesy, the Nevada County Treasurer will continue to provide this monthly report to the Nevada County Board of Supervisors until they no longer have a need, or desire, to receive the report.

### Apportioned Interest Information

	<u>Reciprocal</u>	<u>Interest Rate</u>
<b>First quarter interest apportionment</b>	0.002228693	0.8914%
<b>First quarter interest earned</b>		
Cost of doing business – Treasurer	\$ 356,479.57	
Cost of doing business – Auditor	- 43,286.00	
Net interest apportioned	- 12,557.23	
	<u>\$ 300,636.34</u>	
<b>Second quarter interest apportionment</b>	0.00104729	0.4189%
<b>Second quarter interest earned</b>		
Cost of doing business – Treasurer	\$ 214,118.79	
Cost of doing business – Auditor	- 39,212.82	
Net interest apportioned	- 12,171.15	
	<u>\$ 162,734.82</u>	
<b>Third quarter interest apportionment</b>	0.1001379989	0.4006%
<b>Third quarter interest earned</b>		
Cost of doing business – Treasurer	\$ 232,433.89	
Cost of doing business – Auditor	- 54,529.14	
Net interest apportioned	- 12,299.08	
	<u>\$ 165,605.67</u>	
<b>Fourth quarter interest apportionment</b>	0.1575453601	0.63018%
<b>Fourth quarter interest earned</b>		
Cost of doing business – Treasurer	\$ 349,398.26	
Cost of doing business – Auditor	- 69,263.75	
Net interest apportioned	- 13,211.21	
	<u>\$ 266,923.30</u>	



Nevada County Treasurer

**Table of Contents**

	<i>Pg No.</i>
Monthly Summary of Daily Treasury Activity .....	2
Yearly Summary of Monthly Treasury Activity .....	3
Portfolio Details and Summary Report.....	4
Investment Status Report .....	5
Investment Portfolio Chart.....	6

(H)

## Monthly Summary of Daily Treasury Activity

This report shows the monthly treasury cash activity on a daily basis beginning with the *first calendar day* of the month and ends with the *last calendar day* of the month. Although the county treasury is closed on weekends and holidays, the investment portfolio continues to generate interest. When calculating the monthly total and average, Receipts, Expenditures and Net Change will use the actual number of days in a given month. The calculation for the Daily Balance, Amount Invested and Percent Invested will also use the actual number of days in a given month.

All receipts (permits) and expenditures (warrants) consist of county funds, school district funds, fire department funds, etc.

The net change shown on this report is the difference between the daily *expenses* and the daily *receipts*.

The **percent invested** for each day is the result of dividing the *amount invested* of treasury by *daily balance*.

The month to date averages are calculated and printed at the bottom of the page.

# Monthly Summary of Daily Activity 11-12

DATE	RECEIPTS (PERMITS)	EXPENDITURES (WARRANTS/ACH)	RETURNS EXCEPTIONS	DAILY	NET CHANGE	AMOUNT INVESTED	PERCENT INVESTED
Balance Forward				\$155,673,589.42			
06/01/12	\$924,744.81	\$3,082,349.43		\$153,515,984.80	(\$2,157,604.62)	\$141,606,096.75	92.24%
06/02/12	\$0.00	\$0.00		\$153,515,984.80	\$0.00	\$141,606,096.75	92.24%
06/03/12	\$0.00	\$0.00		\$153,515,984.80	\$0.00	\$141,606,096.75	92.24%
06/04/12	\$169,192.60	\$2,396,496.18		\$151,288,681.22	(\$2,227,303.58)	\$140,606,096.75	92.94%
06/05/12	\$319,067.35	\$1,488,294.35		\$150,119,454.22	(\$1,169,227.00)	\$139,606,096.75	93.00%
06/06/12	\$337,797.29	\$693,140.86		\$149,764,110.65	(\$355,343.57)	\$138,606,096.75	92.55%
06/07/12	\$322,381.19	\$1,853,594.83		\$148,232,897.01	(\$1,531,213.64)	\$137,606,096.75	92.83%
06/08/12	\$1,714,883.03	\$492,498.54		\$149,455,281.50	\$1,222,384.49	\$137,606,096.75	92.07%
06/09/12	\$0.00	\$0.00		\$149,455,281.50	\$0.00	\$137,606,096.75	92.07%
06/10/12	\$0.00	\$0.00		\$149,455,281.50	\$0.00	\$137,606,096.75	92.07%
06/11/12	\$1,471,684.66	\$1,045,886.44		\$149,881,079.72	\$425,798.22	\$137,606,096.75	91.81%
06/12/12	\$813,059.79	\$604,003.35		\$150,090,136.16	\$209,056.44	\$137,606,096.75	91.68%
06/13/12	\$326,349.91	\$500,023.82		\$149,916,462.25	(\$173,673.91)	\$138,606,096.75	92.46%
06/14/12	\$683,628.08	\$490,788.18		\$150,109,302.15	\$192,839.90	\$138,606,096.75	92.34%
06/15/12	\$440,155.31	\$1,643,152.02		\$148,906,305.44	(\$1,202,996.71)	\$137,606,096.75	92.41%
06/16/12	\$0.00	\$0.00		\$148,906,305.44	\$0.00	\$137,606,096.75	92.41%
06/17/12	\$0.00	\$0.00		\$148,906,305.44	\$0.00	\$137,606,096.75	92.41%
06/18/12	\$1,000,203.43	\$2,359,335.13		\$147,547,173.74	(\$1,359,131.70)	\$136,106,096.75	92.25%
06/19/12	\$494,718.70	\$450,315.67		\$147,591,576.77	\$44,403.03	\$136,106,096.75	92.22%
06/20/12	\$245,790.32	\$627,996.77		\$147,209,370.32	(\$382,206.45)	\$136,106,096.75	92.46%
06/21/12	\$723,358.37	\$269,573.50		\$147,663,155.19	\$453,784.87	\$136,106,096.75	92.17%
06/22/12	\$2,237,873.41	\$2,135,790.17		\$147,765,238.43	\$102,083.24	\$136,106,096.75	92.11%
06/23/12	\$0.00	\$0.00		\$147,765,238.43	\$0.00	\$136,106,096.75	92.11%
06/24/12	\$0.00	\$0.00		\$147,765,238.43	\$0.00	\$136,106,096.75	92.11%
06/25/12	\$460,435.88	\$872,712.41		\$147,352,961.90	(\$412,276.53)	\$136,110,402.97	92.37%
06/26/12	\$896,254.76	\$693,749.36		\$147,555,467.30	\$202,505.40	\$136,110,402.97	92.24%
06/27/12	\$1,664,943.49	\$593,926.38	\$58.00	\$148,626,542.41	\$1,071,017.11	\$136,110,402.97	91.58%
06/28/12	\$1,714,278.30	\$693,347.88		\$149,647,472.83	\$1,020,930.42	\$137,110,402.97	91.62%
06/29/12	\$2,302,652.90	\$6,757,062.06		\$145,193,063.67	(\$4,454,409.16)	\$132,110,402.97	90.99%
06/30/12	\$0.00	\$0.00		\$145,193,063.67	\$0.00	\$132,110,402.97	90.99%
JUNE TOTAL	\$19,263,453.58	\$29,744,037.33	\$58.00	\$145,193,063.67	(\$10,480,583.75)		
JUNE TOTAL AVG	\$642,115.12	\$991,467.91			(\$349,352.79)	\$137,390,291.33	92.17%

## Yearly Summary of Monthly Treasury Activity

This report shows the yearly treasury cash activity on a monthly basis beginning with *July* and ending with *June*.

All receipts (permits) and expenditures (warrants) consist of county funds, school district funds, fire department funds, etc.

The **net change** shown on this report is the difference between the monthly *expenses* and the monthly *receipts*.

The **average amount invested** for each month is the result of dividing the total daily amounts invested by the number of days in the month.

The **average percent invested** for each month is the result of dividing the total daily percent amounts invested by the number of days in the month.

The year to date averages are calculated and printed at the bottom of the page.

# Treasurer of Nevada County

## Yearly Summary of Monthly Treasury Activity

MONTH	RECEIPTS (PERMITS)	EXPENSES (WARRANTS/ACH)	ACH RETURNS (EXCEPTIONS)	NET CHANGE	ENDING BALANCE	AVERAGE AMT INVESTED	AVERAGE % INVESTED
Bal Fwd					\$ 152,757,673.92		
Jul-11	\$18,295,407.22	\$37,133,383.84	\$12,954.24	(\$18,837,976.62)	\$ 133,932,651.54	\$135,654,693.32	93.67%
Aug-11	\$29,195,854.40	\$26,876,197.02	\$0.00	\$2,319,657.38	\$ 136,252,308.92	\$125,566,089.18	93.84%
Sep-11	\$20,710,581.63	\$23,168,980.96	\$870.95	(\$2,458,399.33)	\$ 133,794,780.54	\$124,233,776.72	93.83%
Oct-11	\$28,324,265.26	\$24,281,981.69	\$3.00	\$4,042,283.57	\$ 137,837,067.11	\$124,080,230.68	93.42%
Nov-11	\$48,629,173.54	\$24,941,985.85	\$125.00	\$23,687,187.69	\$ 161,524,379.80	\$140,692,865.02	93.79%
Dec-11	\$69,793,979.28	\$26,839,850.41	\$21.09	\$42,954,128.87	\$ 204,478,529.76	\$183,951,805.50	94.76%
Jan-12	\$27,601,517.48	\$70,096,851.86	\$1,400.00	(\$42,495,334.38)	\$ 161,984,595.38	\$163,376,096.37	94.15%
Feb-12	\$22,047,683.39	\$23,740,134.50	\$0.00	(\$1,692,451.11)	\$ 160,292,144.27	\$150,105,507.06	93.23%
Mar-12	\$34,484,371.30	\$30,079,766.13	\$349.39	\$4,404,605.17	\$ 164,697,098.83	\$146,806,885.37	93.41%
Apr-12	\$58,613,343.62	\$24,937,025.60	\$158.39	\$33,676,318.02	\$ 198,373,575.24	\$177,990,360.75	93.39%
May-12	\$14,995,279.77	\$57,695,423.98	\$158.39	(\$42,700,144.21)	\$ 155,673,589.42	\$158,070,055.90	92.11%
Jun-12	\$19,263,453.58	\$29,744,037.33	\$58.00	(\$10,480,583.75)	\$ 145,193,063.67	\$137,390,291.33	92.17%
YTD	\$391,954,910.47	\$399,535,619.17	\$16,098.45	(\$7,580,708.70)	\$ 145,193,063.67		
YTD AVG	\$32,662,909.21	\$33,294,634.93		(\$631,725.73)		\$147,326,554.77	93.48%

Portfolio Details and Summary Reports

The market value listing is a "snapshot" of the investments from the viewpoint of what might be financially gained or lost if we were to sell any of these investments on the "as of" date shown at the top of the page. It is a tool we use to maximize on investment income and should not be considered as a statement of actual (or realized) profits or losses. The market value listings are received from Union Bank of California.

*Just for a point of clarity: Unrealized profits and losses are the differences between the book value and the market value of a security and do not become realized unless the security is sold.*

**NEVADA COUNTY**  
**Portfolio Management**  
**Portfolio Summary**  
**June 29, 2012**

Investments	Par Value	Market Value	Book Value	% of Portfolio	Term	Days to Maturity	YTM 360 Equiv.	YTM 365 Equiv.
Managed Pool Accounts	1,156,316.78	1,156,316.78	1,156,316.78	0.79	1	1	0.493	0.500
Checking Accounts & Deposits	33,947,638.78	33,947,638.78	33,947,638.78	23.34	1	1	0.115	0.116
Negotiable CDs	5,000,000.00	5,001,150.00	5,000,000.00	3.44	370	52	0.400	0.406
Medium Term Notes	20,000,000.00	20,202,229.17	20,391,269.62	14.02	620	343	0.652	0.664
Federal Agency Coupon Securities	85,000,000.00	85,393,500.00	84,978,028.46	58.41	1,393	1,172	1.078	1.093
<b>Investments</b>	<b>145,103,955.56</b>	<b>145,700,834.73</b>	<b>145,473,253.67</b>	<b>100.00%</b>	<b>914</b>	<b>735</b>	<b>0.793</b>	<b>0.804</b>

**Total Earnings** June 29 Month Ending **53,665.55** Fiscal Year To Date **1,430,742.49**  
**Current Year**  
**Average Daily Balance** 148,564,938.34 **157,572,540.16**  
**Effective Rate of Return** 0.45% **0.91%**

*[Signature]* 7/5/12  
Tina M Vernon, Treasurer/Tax Collector

**NEVADA COUNTY**  
**Portfolio Management**  
**Portfolio Details - Investments**  
**June 29, 2012**

CUSIP	Investment #	Issuer	Average Balance	Purchase Date	Par Value	Market Value	Book Value	Stated Rate	Moody's	YTM 365	Days to Maturity	Maturity Date
<b>Managed Pool Accounts</b>												
SYS210-04	5	State of California investment	1,156,316.78		1,156,316.78	1,156,316.78	1,156,316.78	0.500		0.500	1	
		<b>Subtotal and Average</b>	<b>1,156,316.78</b>		<b>1,156,316.78</b>	<b>1,156,316.78</b>	<b>1,156,316.78</b>	<b>0.500</b>		<b>0.500</b>	<b>1</b>	
<b>Checking Accounts &amp; Deposits</b>												
SO-51148	11	LIR GOVERNMENT MONEY FUND			2,163,447.87	2,163,447.87	2,163,447.87	0.120	Aaa	0.120	1	
SYS14	14	BANK OF AMERICA PHY		07/01/2011	934,583.18	934,583.18	934,583.18			0.000	1	
SYS-601024519	12	Tri Counties Bank		03/26/2012	88,682.68	88,682.68	88,682.68			0.000	1	
SYS-631002404	4	Tri Counties Bank		03/26/2012	66,870.58	66,870.58	66,870.58			0.000	1	
SYS1	1	WESTAMERICA BANK			18,421,340.21	18,421,340.21	18,421,340.21	0.200		0.200	1	
PHYSICAL	10	WESTAMERICA BANK		07/01/2011	1,801,198.72	1,801,198.72	1,801,198.72			0.000	1	
SYS16	16	WESTAMERICA BANK		07/01/2011	4,860.94	4,860.94	4,860.94			0.000	1	
PHYSICAL	2	WESTAMERICA BANK			10,419,105.97	10,419,105.97	10,419,105.97			0.000	1	
PHYSICAL	3	WESTAMERICA BANK		07/01/2011	0.00	0.00	0.00			0.000	1	
PHYSICAL	6	WESTAMERICA BANK		07/01/2011	15,766.74	15,766.74	15,766.74			0.000	1	
PHYSICAL	7	WESTAMERICA BANK		07/01/2011	15,923.25	15,923.25	15,923.25			0.000	1	
PHYSICAL	9	WESTAMERICA BANK		07/01/2011	15,858.64	15,858.64	15,858.64			0.000	1	
		<b>Subtotal and Average</b>	<b>28,077,369.98</b>		<b>33,947,638.78</b>	<b>33,947,638.78</b>	<b>33,947,638.78</b>			<b>0.116</b>	<b>1</b>	
<b>Negotiable CDs</b>												
90527MTJ5	211-01	Union Bank of California		08/17/2011	5,000,000.00	5,001,150.00	5,000,000.00	0.400	P-1	0.406	52	08/21/2012
		<b>Subtotal and Average</b>	<b>9,137,931.03</b>		<b>5,000,000.00</b>	<b>5,001,150.00</b>	<b>5,000,000.00</b>			<b>0.406</b>	<b>52</b>	
<b>Medium Term Notes</b>												
36862G4E1	210-25	GENERAL ELECTRIC CAPITAL CORP		02/22/2011	5,000,000.00	5,016,650.00	5,061,881.36	3.500	Aaa	1.000	44	08/13/2012
36862G4H4	211-02	GENERAL ELECTRIC CAPITAL CORP		08/23/2011	5,000,000.00	5,058,300.00	5,088,109.09	2.800	Aaa	1.020	192	01/08/2013
6495WBE2	211-15	New York Life		01/17/2012	5,000,000.00	5,011,552.78	5,044,902.78	1.300		1.000	926	01/12/2015
948746NY3	211-17	WELLS FARGO		02/10/2012	5,000,000.00	5,115,725.39	5,156,376.39	4.375	P-1	0.446	215	01/31/2013
		<b>Subtotal and Average</b>	<b>20,391,269.62</b>		<b>20,202,229.17</b>	<b>20,391,269.62</b>	<b>20,391,269.62</b>			<b>0.864</b>	<b>343</b>	
<b>Federal Agency Coupon Securities</b>												
31331KX47	211-09	FEDERAL FARM CREDIT BANKS		11/28/2011	5,000,000.00	5,018,200.00	5,000,000.00	1.510		1.510	1,612	11/28/2016
3133EJAJ7	211-19	FEDERAL FARM CREDIT BANKS		03/28/2012	5,000,000.00	5,001,193.06	4,994,693.06	0.970		1.002	1,360	03/21/2016
3133EADW5	211-20	FEDERAL FARM CREDIT BANKS		04/16/2012	5,000,000.00	5,014,356.94	4,987,856.94	0.550		0.590	1,143	08/17/2015
31337JR4	210-29	FEDERAL HOME LOAN BANKS		04/15/2011	5,000,000.00	5,101,150.00	4,958,397.15	1.375	Aaa	1.392	697	05/28/2014
3134G1C36	210-23	FEDERAL HOME LOAN MORTGAGE		01/28/2011	5,000,000.00	5,042,000.00	4,987,081.34	1.000	Aaa	1.176	541	12/23/2013

Portfolio TRES  
RC  
PM (PRF\_PM2) 7.3.0



**NEVADA COUNTY**  
**Portfolio Management**  
**Portfolio Details - Investments**  
**June 29, 2012**

CUSIP	Investment #	Issuer	Average Balance	Purchase Date	Par Value	Market Value	Book Value	Stated Rate	Moody's	YTM 365	Days to Maturity	Maturity Date
<b>Federal Agency Coupon Securities</b>												
3134G26G2	211-07	FEDERAL HOME LOAN MORTGAGE		11/28/2011	5,000,000.00	5,010,000.00	5,000,000.00	1.000		1.000	1,154	08/28/2015
3134G26H0	211-08	FEDERAL HOME LOAN MORTGAGE		11/28/2011	5,000,000.00	5,020,660.00	5,000,000.00	1.250		1.663	1,612	11/28/2016
3134G3FL9	211-11	FEDERAL HOME LOAN MORTGAGE		12/27/2011	5,000,000.00	5,005,950.00	5,000,000.00	0.850		0.650	727	06/27/2014
3134G3EW6	211-12	FEDERAL HOME LOAN MORTGAGE		12/30/2011	5,000,000.00	5,046,450.00	5,000,000.00	1.270		1.270	1,461	06/30/2016
3134G3GC8	211-13	FEDERAL HOME LOAN MORTGAGE		01/06/2012	5,000,000.00	5,031,200.00	5,000,000.00	1.060		1.060	1,285	01/06/2016
3134G3GF1	211-14	FEDERAL HOME LOAN MORTGAGE		01/09/2012	5,000,000.00	5,004,650.00	5,000,000.00	0.950		0.550	568	01/09/2014
3135G0CU5	211-03	FEDERAL NATIONAL MORTGAGE CORP		09/12/2011	5,000,000.00	5,012,750.00	5,000,000.00	0.625		0.625	804	09/12/2014
3136FTCM9	211-04	FEDERAL NATIONAL MORTGAGE CORP		10/24/2011	5,000,000.00	5,008,050.00	5,000,000.00	0.900		0.900	1,028	04/24/2015
3136FTHC6	211-05	FEDERAL NATIONAL MORTGAGE CORP		10/27/2011	5,000,000.00	5,006,850.00	5,000,000.00	1.000		1.000	940	01/26/2015
3136FTNK1	211-06	FEDERAL NATIONAL MORTGAGE CORP		11/21/2011	5,000,000.00	5,008,750.00	5,000,000.00	1.000		1.692	1,605	11/21/2016
3136FTA66	211-16	FEDERAL NATIONAL MORTGAGE CORP		01/25/2012	5,000,000.00	5,017,300.00	5,000,000.00	1.000		1.246	1,670	01/25/2017
3136FT5L9	211-18	FEDERAL NATIONAL MORTGAGE CORP		03/28/2012	5,000,000.00	5,044,000.00	5,000,000.00	1.250		1.250	1,732	03/28/2017
		<b>Subtotal and Average</b>	<b>89,802,050.93</b>		<b>85,000,000.00</b>	<b>85,393,500.00</b>	<b>84,978,028.49</b>			<b>1.093</b>	<b>1,172</b>	
		<b>Total and Average</b>	<b>148,564,938.34</b>		<b>145,103,955.56</b>	<b>145,700,834.73</b>	<b>145,473,253.67</b>			<b>0.804</b>	<b>735</b>	

Portfolio TRES  
 RC  
 PM (PRF\_PFM2) 7.3.0

22

## Investment Status Report

This report provides information regarding the cost of each security in the portfolio that has not matured or been sold as of the date of the report. It gives the security identification number, date of purchase, issue description, coupon or repurchase rate, date of maturity, purchase price, original principal invested (face amount times percentage price), accrued interest, total amount invested and buy yield or yield to maturity. The buy yield for certificates of deposit and time deposits is calculated using a compounding factor entered at the time of purchase. For treasury securities, the buy yield is calculated using a bond equivalent (365 day) yield. For money market and agency securities, the buy yield is calculated using a certificate of deposit equivalent (360 day) yield. Each of these calculations are made in accordance with industry standards.

Each group is summarized separately. At the end of the report, totals for each security type are given for principal, accrued interest, total invested, portfolio percentage and weighted average buy yield. Each of these calculations are taken from the group summaries.

**NEVADA COUNTY**  
**Portfolio Management**  
**Investment Status Report - Investments**  
**June 29, 2012**

CUSIP	Investment #	Issuer	Par Value	Stated Rate	Maturity Date	Purchase Date	YTM 360	YTM 365	Payment Dates	Accrued Interest At Purchase	Current Principal	Book Value
<b>Managed Pool Accounts</b>												
SYS210-04	5	LAIF	1,156,316.78	0.500			0.493	0.500	07/18 - Monthly	0.00	1,156,316.78	1,156,316.78
Managed Pool Accounts Totals			1,156,316.78				0.493	0.500			1,156,316.78	1,156,316.78
<b>Checking Accounts &amp; Deposits</b>												
SO-51148	11	LIR	2,163,447.87	0.120			0.118	0.120	06/31 - Monthly		2,163,447.87	2,163,447.87
SYS14	14	PHYSIC	934,583.18			07/01/2011	0.000	0.000	01/01 - Monthly		934,583.18	934,583.18
SYS-601024519	12	TRI	88,682.68			03/26/2012	0.000	0.000	03/30 - Monthly		88,682.68	88,682.68
SYS-631002404	4	TRI	66,870.58			03/26/2012	0.000	0.000	03/30 - Monthly		66,870.58	66,870.58
SYS1	1	WAB	18,421,340.21	0.200			0.197	0.200	03/30 - Monthly		18,421,340.21	18,421,340.21
PHYSICAL	10	WAB	1,801,198.72			07/01/2011	0.000	0.000	07/10 - Monthly		1,801,198.72	1,801,198.72
SYS16	16	WAB	4,860.94			07/01/2011	0.000	0.000	07/01 - Monthly		4,860.94	4,860.94
PHYSICAL	2	WAB	10,419,105.97				0.000	0.000	07/01 - Monthly		10,419,105.97	10,419,105.97
PHYSICAL	3	WAB	0.00			07/01/2011	0.000	0.000	01/01 - Monthly		0.00	0.00
PHYSICAL	6	WAB	15,766.74			07/01/2011	0.000	0.000	07/01 - Monthly		15,766.74	15,766.74
PHYSICAL	7	WAB	15,923.25			07/01/2011	0.000	0.000	07/01 - Monthly		15,923.25	15,923.25
PHYSICAL	9	WAB	15,858.64			07/01/2011	0.000	0.000	07/01 - Monthly		15,858.64	15,858.64
Checking Accounts & Deposits Totals			33,947,638.78				0.115	0.116		0.00	33,947,638.78	33,947,638.78
<b>Negotiable CDs</b>												
90527MTJ5	211-01	UBOFC	5,000,000.00	0.400	08/21/2012	08/17/2011	0.400	0.406	08/21 - At Maturity		5,000,000.00	5,000,000.00
Negotiable CDs Totals			5,000,000.00				0.400	0.406		0.00	5,000,000.00	5,000,000.00
<b>Medium Term Notes</b>												
36962GAE1	210-25	GECAP	5,000,000.00	3.500	08/13/2012	02/22/2011	0.986	1.000	08/13 - 02/13	Received	5,182,550.00	5,061,881.36
36962GAH4	211-02	GECAP	5,000,000.00	2.800	01/08/2013	08/23/2011	1.006	1.020	01/08 - 07/08	Received	5,121,150.00	5,088,109.09
6495WBE2	211-15	NYL	5,000,000.00	1.300	01/12/2015	01/17/2012	0.886	1.000	07/12 - 01/12	902.78	5,044,000.00	5,044,902.78
949746NY3	211-17	W.F.	5,000,000.00	4.375	01/31/2013	02/10/2012	0.440	0.446	07/31 - 01/31	6,076.39	5,190,300.00	5,196,376.39
Medium Term Notes Totals			20,000,000.00				0.852	0.864		6,979.17	20,538,000.00	20,391,269.62
<b>Federal Agency Coupon Securities</b>												
31331KX47	211-09	FFCB	5,000,000.00	1.510	11/28/2016	11/28/2011	1.489	1.510	05/28 - 11/28		5,000,000.00	5,000,000.00
3133EAAJ7	211-19	FFCB	5,000,000.00	0.970	03/21/2016	03/28/2012	0.988	1.002	09/21 - 03/21	943.06	4,993,750.00	4,994,693.06
3133EADW5	211-20	FFCB	5,000,000.00	0.550	08/17/2015	04/16/2012	0.582	0.590	08/17 - 02/17	4,506.94	4,993,350.00	4,997,856.94
313373JR4	210-29	FHLB	5,000,000.00	1.375	05/28/2014	04/15/2011	1.373	1.382	05/28 - 11/28		4,997,500.00	4,998,397.15

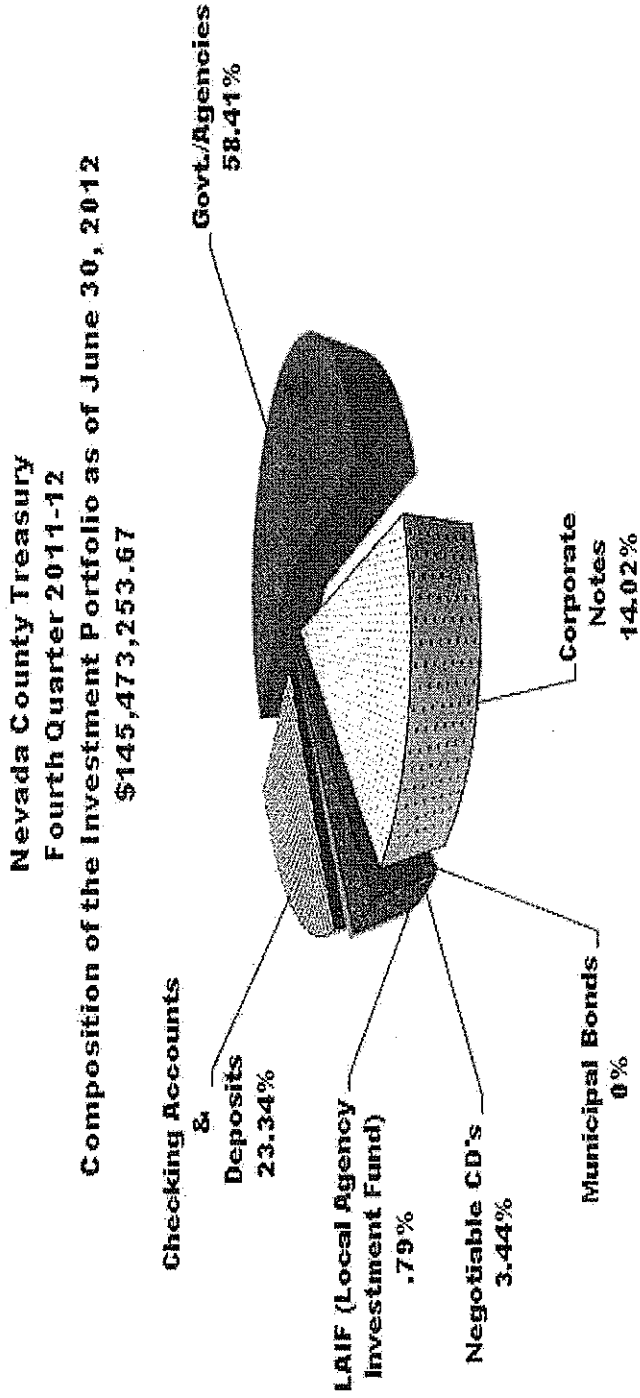
24

**NEVADA COUNTY**  
**Portfolio Management**  
**Investment Status Report - Investments**  
**June 29, 2012**


CUSIP	Investment #	Issuer	Par Value	Stated Rate	Maturity Date	Purchase Date	YTM 360	YTM 365	Payment Dates	Accrued Interest At Purchase	Current Principal	Book Value
<b>Federal Agency Coupon Securities</b>												
3134G1C36	210-23	FHLMC	5,000,000.00	1.000	12/23/2013	01/28/2011	1.160	1.176	06/23 - 12/23	Received	4,975,000.00	4,967,061.34
3134G26G2	211-07	FHLMC	5,000,000.00	1.000	08/28/2015	11/28/2011	0.986	1.000	05/28 - 11/28		5,000,000.00	5,000,000.00
3134G26H0	211-08	FHLMC	5,000,000.00	1.250	11/28/2016	11/28/2011	1.640	1.663	05/28 - 11/28		5,000,000.00	5,000,000.00
3134G3FL9	211-11	FHLMC	5,000,000.00	0.650	06/27/2014	12/27/2011	0.641	0.650	06/27 - 12/27		5,000,000.00	5,000,000.00
3134G3EW6	211-12	FHLMC	5,000,000.00	1.270	06/30/2016	12/30/2011	1.253	1.270	05/30 - 12/30		5,000,000.00	5,000,000.00
3134G3GC8	211-13	FHLMC	5,000,000.00	1.060	01/06/2016	01/06/2012	1.045	1.060	07/06 - 01/06		5,000,000.00	5,000,000.00
3134G3GF1	211-14	FHLMC	5,000,000.00	0.550	01/09/2014	01/09/2012	0.542	0.550	07/09 - 01/09		5,000,000.00	5,000,000.00
3135GOCU5	211-03	FNMA	5,000,000.00	0.625	09/12/2014	09/12/2011	0.616	0.625	03/12 - 09/12		5,000,000.00	5,000,000.00
3136FTCM9	211-04	FNMA	5,000,000.00	0.900	04/24/2015	10/24/2011	0.888	0.900	04/24 - 10/24		5,000,000.00	5,000,000.00
3136FTHC6	211-05	FNMA	5,000,000.00	1.000	01/26/2015	10/27/2011	0.986	1.000	01/26 - 07/26	Received	5,000,000.00	5,000,000.00
3136FTNK1	211-06	FNMA	5,000,000.00	1.000	11/21/2016	11/21/2011	1.668	1.692	05/21 - 11/21		5,000,000.00	5,000,000.00
3136FTA66	211-16	FNMA	5,000,000.00	1.000	01/25/2017	01/25/2012	1.229	1.246	07/25 - 01/25		5,000,000.00	5,000,000.00
3136FTL9	211-18	FNMA	5,000,000.00	1.250	03/28/2017	03/28/2012	1.233	1.250	09/28 - 03/28		5,000,000.00	5,000,000.00
<b>Federal Agency Coupon Securities Totals</b>			<b>85,000,000.00</b>				<b>1.078</b>	<b>1.093</b>		<b>5,450.00</b>	<b>84,959,600.00</b>	<b>84,978,028.49</b>
<b>Investment Totals</b>			<b>145,103,955.56</b>				<b>0.793</b>	<b>0.804</b>		<b>12,428.17</b>	<b>145,601,555.56</b>	<b>145,473,253.67</b>

## Investment Portfolio Chart

This presentation visually displays the Quarterly Percentage of Investments by type. Following the Chart display are the Treasurer's Cash Report and the detailed Investment Portfolio both by Maturity and by Investment Type.



Blank



HOLLY A. HERMANSEN, SUPERINTENDENT

112 Nevada City Highway  
Nevada City, CA 95959  
530-478-6400 · fax 530-478-6410

June 21, 2012

Mr. David Lawell  
14096 Liquidamber Lane  
Grass Valley, CA 95945

Dear David,

Congratulations! The County Teacher of the Year Committee, consisting of retired educators Donna Hajduk, Ann McCann, Karen Chizek, and Carol Judd, has selected **you** as the 2013 Nevada County Teacher of the Year.

Five outstanding candidates were considered in this year's selection process. The committee found this process extremely rewarding because each of the district candidates for the Teachers of the Year Program could have been selected for the countywide designation. You have been recognized as a teacher who makes consistent and outstanding contributions to each child you serve. Your skill, dedication, compassion, and positive influence with students, as well as your peers, is commendable.

On behalf of Holly Hermansen, County Superintendent of Schools, I want to extend my congratulations to you for being recognized by your district and the selection committee. You are invited to be our guest at the joint Nevada County School Boards Association/ACSA recognition dinner on Thursday, October 25, 2012. A formal invitation will be sent in the fall. At this event the official announcement of the County Teacher of the Year will be made; you will receive your award and be asked to deliver a short acceptance speech and presentation. In addition you will receive public acknowledgement through a newspaper article in the Union.

The California Department of Education 2013 Teacher of the Year application is included in this packet. In order to participate in the State competition, the completed application is due to NCSOS by Friday, August 10, 2012. All program information can be accessed at [www.cde.ca.gov/ta/sr/ct/](http://www.cde.ca.gov/ta/sr/ct/). Please contact Judy Nielsen at [judy@nevco.k12.ca.us](mailto:judy@nevco.k12.ca.us) regarding the State process. Again, congratulations to you for this wonderful honor!

Cordially,

Associate Superintendent Stanton Miller  
Educational Services

- cc. Superintendent/Principal Eric Fredrickson, Grass Valley School District
- Principal John Baggett, Lyman Gilmore School
- Grass Valley School District Board of Trustees
- County Teacher of the Year Selection Committee

Blank



# Nevada County Superintendent of Schools

## 2012 – 2013 Nevada County Academic Tournament Schedule

Tournament	Date & Time	Location
<b>Geography</b> - Grade: 7	Tuesday 10/2/12 9 a.m. – 1 p.m.	Chicago Park School Gym
<b>Spelling</b> - Grades: 5-6	Tuesday 11/13/12 9 a.m. – 2 p.m.	Miners Foundry
<b>Spelling</b> - Grades: 7-8	Thursday 11/15/12 9 a.m. – 2 p.m.	Miners Foundry
<b>Writing</b> - Grades: 7-8	Thursday 1/17/13 9 a.m. – 2 p.m.	Miners Foundry
<b>Math</b> - Grades: 5-6	Tuesday 1/29/13 9 a.m. – 2 p.m.	Miners Foundry
<b>Math</b> - Grades: 7-8	Thursday 1/31/13 9 a.m. – 2 p.m.	Miners Foundry
<b>Speech Prelims</b> - Grades 4-8 Topic: "Courage is...."	Thursday 3/7/13 9 am-12:30 pm (Gr. 6-8) 1-4:30 pm (Gr. 4-5)	Calvary Bible Church
<b>Speech Finals</b> - Grades 4-8	Monday, 3/18/13 6:30-8:30 pm	Nevada Theatre

Tournament Contact: Bonnie Smart 470-8510, x204 ([bsmart@nevco.k12.ca.us](mailto:bsmart@nevco.k12.ca.us))