

NEVADA COUNTY BOARD OF EDUCATION
Regular Meeting
Wednesday, August 10, 2011
4:00 p.m.

Nevada County Superintendent of Schools
Houser Conference Room
112 Nevada City Highway, Nevada City, CA 95959

AGENDA

All times approximate

- I. Meeting called to order
- II. Establish quorum
- III. Salute to the flag
- IV. Additions to the Agenda
- V. Adoption of the Agenda
- VI. Open public forum – Recognition of members of the audience wishing to address an agenda item may do so at this time or at the time the agenda item is heard. After being recognized by the Board president, please identify yourself. A member of the public may at this time make brief comments regarding items not on the agenda, although no action may be taken.
- VII. Close public forum
- VIII. Presentation 5 min.
 - A. Introduction of RJ Guess, new Executive Director, Muir Charter
- IX. Approval of the Consent Agenda 5 min.

These items are expected to be routine and non-controversial. They will be acted upon by the Board at one time without discussion, unless a trustee or citizen requests that an item be removed for discussion and separate consideration. In that case the designated item(s) will be considered following approval of the remaining items.

 - A. Approval of minutes of the regular meeting of July 13, 2011 (*page 1*)
 - B. Confirmation of School Attendance Review Board (SARB) (*page 4*)
- X. Action Items –
 - A. Shall the Nevada County Board of Education accept the 2011/12 45 Day revise based on the State's adoption of the budget? (*page 5*)
- XI. Discussion / Information Items
 - A. Status Update on Sierra Montessori Academy Charter
 - B. Discussion of Charter Schools Performance on State Testing
 - C. AB 3632: Provision of Mental health Services to Students with Disabilities
 - D. Expulsion Appeals from Sierra County
- XII. Reports
 - A. Board member reports 10 min.

1. *SARB, Meeks*
 2. *Budget Review Committee, Slade-Troutman/Meeks*
 3. *Legislative, Voss*
 4. *NCSBA, Michael*
 5. *Charter Schools Liaison, Altieri/Voss*
 6. *Individual Board member reports*
- B. Superintendent's Report 20 min.
1. Scholar Day at the Fair
 2. Facilities Update
- C. Staff Reports 20 min.
1. *Curriculum and Instruction – Miller*
 2. *Special Education Local Plan Area (SELPA) Update – Shelly Sexton (page 6)*
 3. *Business Services - Fitting*
- D. Future agenda items
1. Open Hearing and Resolution for Sufficiency of Instructional Materials.
 2. Approval of 2010-11 Unaudited Actuals Financial Report
 3. Safe Schools/Healthy Students Grant Report – Bernheimer, McGrew and Turner
- XIII. Correspondence
- A. Treasury report from Nevada County Treasurer and Tax Collector detailing the Portfolio of investments for NCSoS as of June 30, 2011 *(page 8)*
 - B. NCSoS staff phone extensions and e-mail addresses as of August 3, 2011. *(page 27)*

Adjournment

Next Meeting Date:

WEDNESDAY, September 14, 2011, time **5:00 p.m.**, 112 Nevada City Highway, Nevada City

This agenda was posted at least 72 hours in advance of the meeting at the Nevada County Superintendent of Schools office, 112 Nevada City Highway.

Posted: 8/5/11
Date

Notice: The agenda packet and supporting materials, including materials distributed less than 72 hours prior to the scheduled meeting, can be viewed at the Nevada County Superintendent of Schools office – reception desk, located at 112 Nevada City Highway, Nevada City, CA. For more information please call 530-478-6400 ext. 203.

Notice: In compliance with the Americans with Disabilities Act, if you need special assistance to access the Board meeting room or to otherwise participate at this meeting, including auxiliary aids or services, contact the Nevada County Superintendent of Schools office at 530.478.6400 ext. 203 at least 48 hours before the scheduled Board meeting so that we may make every reasonable effort to accommodate your needs. {G.C. §54953.2, §54954.2(a) (1); Americans with Disabilities Act of 1990, §202 (42 U.S.C. §12132)}

NEVADA COUNTY BOARD OF EDUCATION
Regular Meeting
Wednesday, July 13, 2011
2:00 p.m.

Nevada County Superintendent of Schools
Houser Conference Room
112 Nevada City Highway, Nevada City, CA 95959

Minutes

I. Meeting was called to order at 2:00 p.m.

II. Established quorum –

Altieri	present
Meeks	present
Slade-Troutman	present
Michael	present
Voss	present

III. Salute to the flag led by Annette Goodly

IV. Additions to the Agenda – none.

V. Adoption of the Agenda

On a motion by Slade-Troutman and seconded by Voss, the agenda was adopted as presented. The Motion was unanimously approved.

VI. Opened public forum

VII. Closed public forum

VIII. Presentations

A. Recognition of Buzz Breedlove, Executive Director, Muir Charter -

Supt. Hermansen thanked Mr. Breedlove for his service and presented him with a Certificate of Appreciation. On behalf of NCSOS Charter Business Services, Rachael Navarrete presented Mr. Breedlove with an abacus. Mr. Breedlove's future plans include tutoring math, grades K through College; and other subjects as well.

RJ Guess was appointed as Deputy Director and will attend the August 2011 NCBOE meeting.

IX. Approval of the Consent Agenda

A. Approval of minutes of the Regular meeting of June 22, 2011

B. During the third quarter of 2011 April-June, there were no complaints filed to be reported, pursuant to Williams Uniform Complaint Procedures (*E.C. 1240(H): Board policy 1010 – Uniform Complaint Procedures*)

C. Approval of the 2011-12 Consolidated Application for funding Categorical Aid Programs, Part I

On a motion by Voss and seconded by Meeks, the Consent Agenda was adopted as presented. The Motion was unanimously approved.

2

X. Action Items - none

XI. Information Items

A. FY2010-11 annual report to the Board of Temporary County Certificates

B. Strengthening Our Military Families: Meeting America's Commitment – Annette Goodly, School Liaison Officer, Beale AFB provided handouts to the Board members. Goodly explained that the DOD/President identified an issue with active military needing additional support. 70% of these families are now living in the communities. Once these families are identified, Goodly is able to connect them with the resources they are in need of.

XII. Reports

A. Board member reports

1. *SARB* – Meeks –no report.
2. *Budget Review Committee* – Meeks/Slade-Troutman – no report.
3. *Legislative* – Voss – Fitting will cover in her report.
4. *NCSBA* – Michael – next meeting is 8/4/2011; Teacher of the Year dinner is set for 10/27/2011

Individual Board Member Reports – *Charter Schools Liaison* -Altieri and Voss reported that all charter schools in the coop were visited. They found value from visiting the sites and noted many positive observations. The Board is interested in learning how the Charters are performing. This will be provided at the August Board meeting.

B. Superintendent's Report

1. Principals Back to School Meeting – will be held on August 11th, 2011
2. Superintendents Summer Meeting – will be held on August 2nd & 3rd, 2011
3. School Messenger – NCSOS helps facilitate the Contract for this student notification service. The contract with Connect Ed was ending; their cost per student was \$3.00. School Messenger offers the same service for only \$1.50 per student. All school districts, except PRSD, decided to switch over to School Messenger.
4. Upcoming Events: Scholar Day at the Fair – August 10th

C. Staff Reports

1. *Business Services* – Fitting – The education budget trailer bill, AB114, contains several provisions that would make it challenging for school districts to manage mid-year budget cuts if they occur. There are auto triggers set into play in the event state revenues fall \$2B short of its 2011-12 Budget projections to cut education \$1.6B. Transportation could be cut 50%; and there is an option to allow shortening of the school year by seven more days. More than expected deferrals causes cash to be worse; deferrals could be a permanent cut which would result in a negative ending balance. Language added into this bill negatively impacts our fiscal oversight responsibilities.
2. *Curriculum & Instruction* – Miller –
 - i. The NCSos is making available to all teachers *Explicit Direct Instruction* from Data Works. *EDI* is a teacher-centered, direct instruction collection of instructional practices helping teachers deliver grade-level lessons to all students.

- ii. Content for the Common Core State Standards Initiative – more to come soon.
- iii. Countywide Math Collaboration – more to come soon.

D. Future agenda items –

- 1. *Safe Schools / Healthy Students Grant* – the Board would like Marina Bernheimer, Kristen McGrew, and Sharyn Turner to give a presentation to the Board, highlighting all that they are doing. Slade-Troutman noted the fact that the FRC's have been highly complimented at the National level and acknowledged the grant staff for this work.

XIII. Correspondence


- A. Letter from Stan Miller to Ms. Meghan Salter, a 7th grade teacher at Union Hill, congratulating her on being the 2012 Nevada County Teacher of the year. The Nevada County Teacher of the Year will be officially announced at the Annual NCSBA/ACSA Dinner on October 27, 2011.
- B. California County Boards of Education 2011 Fall Conference

XIV. Adjournment at 4:15 p.m.

Next Meeting Date: WEDNESDAY, August 10, 2011, 4:00 p.m., 112 Nevada City Highway, Nevada City

Approved: _____
Robert Altieri, President

Date: August 10, 2011

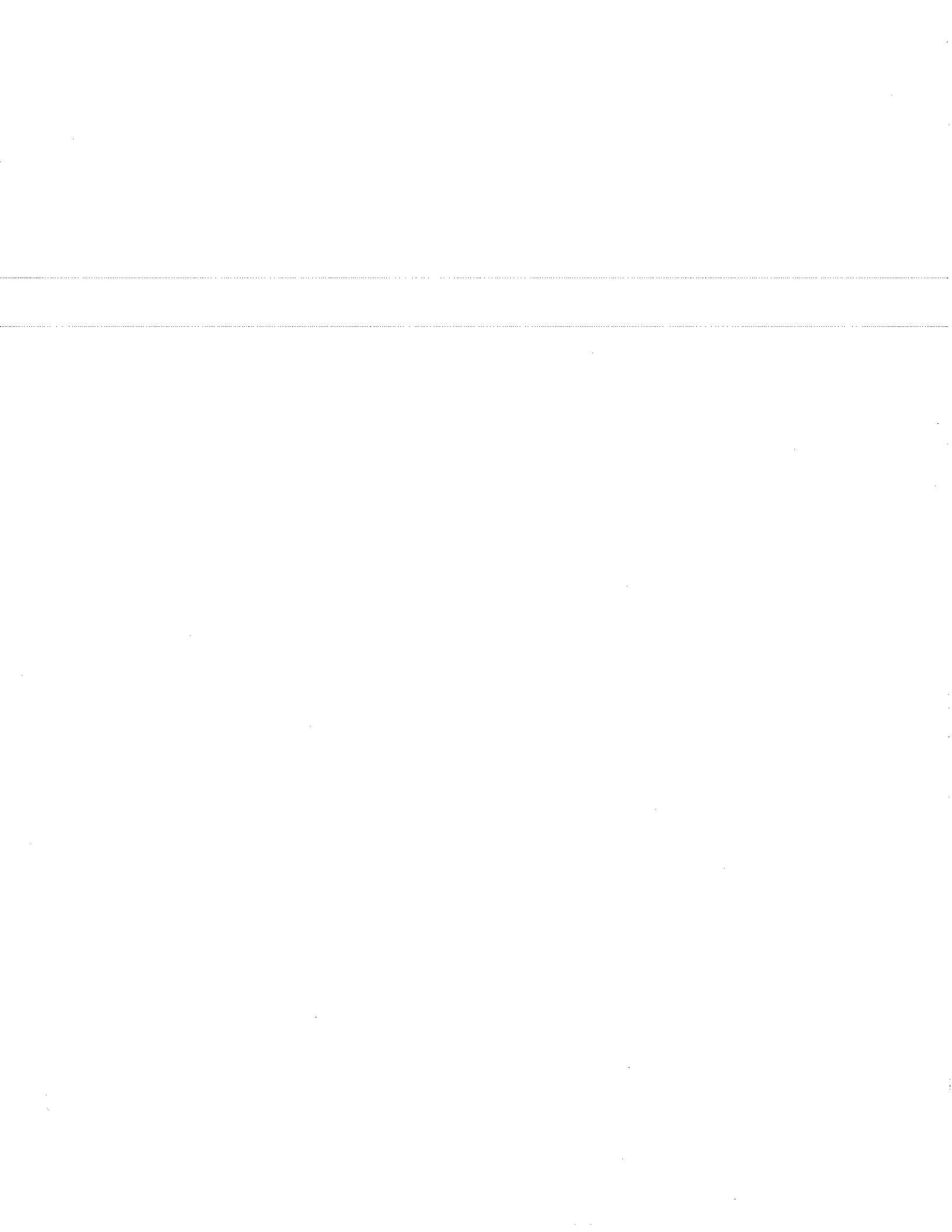


Nevada County Superintendent of Schools
K-12 School Attendance Review Board (SARB)


2011-2012 Board Members

Name	Organization	Phone	FAX	Email
Dent, Mike	Nevada County Probation	274-9471	265-6280	Mike.Dent@co.nevada.ca.us
Hermansen, Holly	Nevada Co. Sup. of Schools	478-6400	478-6410	holly@nevco.k12.ca.us
Leedy, Jane	CALWorks			Jane.Leedy@co.nevada.ca.us
Meeks, Jack	COE Board Member	432-4429		jackm@nccn.net
Hunerlach, Lisa	Probation/Truancy Outreach/SSHHS	265-7122		lisa.hunerlach@co.nevada.ca.us
Parrett, Melissa	NCSOS SARB Secretary	478-6400 ext.221	478-6410	mparrett@nevco.k12.ca.us
Scott, Leslie	Child Protective Services			Leslie.Scott@co.nevada.ca.us
Slade, Rebecca	Children's Behav. Health	470-2539	271-5943	rebecca.slade@co.nevada.ca.us
Weston, Greg	Deputy District Attorney	265-1308	478-1871	gregory.weston@co.nevada.ca.us





The 2011/12 45 Day Revise Narrative
will be available at the August 10th, 2011 Meeting



NEVADA COUNTY SPECIAL EDUCATION LOCAL PLAN AREA

Holly Hermansen
Nevada County Superintendent of Schools

Michelle Sexton
Assistant Superintendent
SELPA Director

8-10-2011

Nevada County Superintendent of Schools Board of Education Presented By: Michelle Sexton

What is a SELPA?

In 1977, all school districts and county offices were required to form geographic regions of sufficient size and scope to provide for all special education service needs of children residing within the region's boundaries. Each Special Education Local Plan area developed a local plan describing how it would provide special education services. In Nevada County, our SELPA includes 10 districts and the Nevada County Superintendent of Schools Office serving 1235 (December 1, 2009) students with special needs.

The SELPA coordinates policy making among the Local Education Agencies and our Superintendent's Governance Council. It provides leadership and technical support to district Special Education (SE) leadership, staff and families, distributes SE funding, and provides county wide staff SE staff development. Approximately 10% of school age children in Nevada County have an identified special need requiring an Individualized Education Program.

SELPA Advisory and Governance Committees

- Council of Superintendents
- Special Education Advisory Committee
- Special Education Parent Advisory Committee

Special Education Data

Below are pupil counts for each of the 13 areas of identified school age special needs recognized under federal law. Each disability category has specific qualifying eligibility criteria.

	<u>12-1-10</u>
Intellectually Impaired	80
Hard of Hearing	22
Deaf	4
Speech Language Impaired	356
Visually Impaired	9
Emotionally Disturbed	87
Orthopedically Impaired	38
Other Health Impaired	97
Specific Learning Disability	446
Deaf Blind	0
Multiple Disability	11
Autism	109
Traumatic Brain Injury	7
Total:	1266

7

Staff Development

The Nevada County SELPA provides SELPA wide staff development on a range of topics related to special education. This goal of staff development is to increase the capacity of both special and general education staff to provide high quality programs and services to our students with special needs.

Over the last four years we have had a particular emphasis on capacity building in the area of Autism. We have provided a nine day Autism certificate series, a three day para-educator institute and several other programs for both general education teachers and administrators. During classroom visits, Special Education Directors have viewed the visible results of the implementation of these trainings. As a result of these trainings, approximately twenty seven special education teachers in our area are eligible for a new credential requirement, the "Added Autism Authorization."

Additionally, five educators have participated in a program to become Board Certified Behavior Analysts. This level of certification assists with programming for children with severe behavior challenges and increases our ability to provide effective programs for them within our SELPA.

201-2012 Areas of Emphasis

1. **Mental Health Services:** With the passage of the Budget Act, the mandate requiring County Mental Health agencies to provide necessary mental health services to students with identified special needs was shifted to schools. As a result, area schools will be determining the best ways to provide these services. Given our positive partnership with County Mental Health, we will be developing an agreement with them for at least a portion of these services.
2. **Special Education Self Review:** Every four years, the California Department of Education requires each district to provide a Special Education Self Review. Though time consuming, these audits assist district staff in identifying program strengths as well as areas of need. The SELPA will be offering support to each of the districts throughout this process.

Contact Information

Michelle Sexton, SELPA Director
(530) 265-0611 x 205
shelly.cm@nevco.k12.ca.us

Randy McKean, Administrative Assistant
(530) 265-0611 x203
randy.cm@nevco.k12.ca.us

Nevada County Superintendent of Schools Investment Report as of June 30, 2011

The attached Treasury Report from the Nevada County Treasurer and Tax Collector details the portfolio of investments at the details the portfolio of investments at the Nevada County Treasury as of June 30, 2011.

The investments for Nevada County Superintendent of Schools office are as follows:

Cash in County Treasury:

NCSoS - County School Service Fund, Special Ed, SELPA, Charter Fund	\$ 2,613,151.65	
NCSoS - CCCC Child Development Fund	133,019.86	
NCSoS - Deferred Maintenance Fund	-	
NCSoS - Forest Reserve Fund	-	
Capital Service Region Funds	-	
Total NCSoS Funds in County Treasury		2,746,171.51

Cash in Revolving Funds:

NCSoS - Petty Cash	\$ 100.00	
Imaginarium Revolving Account		
Citizens Bank #11059144	100.00	
NCSoS - Revolving Account		
Citizens Bank #11005717	2,800.00	
Total Cash in Revolving Funds		\$ 3,000.00

TOTAL CASH AND INVESTMENTS	<u>\$ 2,749,171.51</u>
-----------------------------------	-------------------------------

9

.....

Tina M. Vernon
Treasurer and Tax Collector
950 Maidu Avenue
P. O. Box 128
Nevada City, CA 95959-0128
(530) 265-1285

County of Nevada

July 12, 2011

Board of Supervisors
County of Nevada
Nevada City, CA 95959

Honorable Board of Supervisors:

In accordance with Government Code Section 53646 (b) (1), I hereby submit the attached Treasury report for the fourth quarter ending June 2011. This report included a listing of the investments in the treasury's portfolio as required in Government Code Section 53646 (b)(4).

As required by Government Code Section 53646 (b) (2), I hereby state that the investments in the treasury's portfolio are in compliance with the treasurer's investment policy.

Furthermore, as required by Government Code section 53646 (b) (3), I hereby state that the treasury has sufficient funds available to meet the projected expenditures for the next six months.

Respectfully Submitted,



Tina M. Vernon
Treasurer & Tax Collector

cc: Rick Haffey, County Administrative Officer
Marcia Salter, Auditor-Controller

Nevada County Treasurer and Tax Collector
NevadaCountyTax.com

Marla Gillard,
Assistant Tax Collector
marla.gillard@co.nevada.ca.us

Vicky Richardson,
Assistant Treasurer
vicky.richardson@co.nevada.ca.us

Sharon Rogers,
Civil Division Administrator
sharon.rogers@co.nevada.ca.us

Georgeana Pilcher,
Accounting Assistant Supervisor
georgeana.pilcher@co.nevada.ca.us

Tina M. Vernon
Treasurer and Tax Collector
950 Maidu Avenue
P. O. Box 128
Nevada City, CA 95959-0128
(530) 265-1285

County of Nevada

July 12, 2011

Board of Supervisors
County of Nevada
Nevada City, CA 95959

Honorable Board of Supervisors:

This is a statement of the Treasurer's balance for the month of June 2011.

Balance 05/31/2011	\$ 160,269,657.39
Receipts	+ 21,775,694.09
Expenditures	- 29,287,677.56
Balance 06/30/2011	\$ 152,757,673.92

This balance included \$141,335,939.91 of the County funds in interest bearing accounts.

The average percentage invested for the month of June was 94.70%.
Year to date interest earned \$ 773,527.61

YEAR TO DATE TOTALS

Balance 6/30/2010	\$ 141,609,259.39
Receipts	+ 419,913,867.87
Expenditures	- 408,765,453.34
Balance 06/30/2011	\$ 152,757,673.92

Respectfully Submitted,

Tina M. Vernon
Treasurer & Tax Collector

see next page for Apportioned Interest Information

This monthly report to the Board of Supervisors is no longer required by State law. Government Code § 27063, repealed on Jan. 1, 2007, was the State law that required the creation and the delivery of this monthly report to the Board of Supervisors. As a courtesy, the Nevada County Treasurer will continue to provide this monthly report to the Nevada County Board of Supervisors until they no longer have a need, or desire, to receive the report.

Nevada County Treasurer and Tax Collector
NevadaCountyTax.com

Marla Gillard,
Assistant Tax Collector
marla.gillard@co.nevada.ca.us

Sharon Rogers,
Civil Division Administrator
sharon.rogers@co.nevada.ca.us

Georgeana Pilcher,
Accounting Assistant Supervisor
georgeana.pilcher@co.nevada.ca.us



Apportioned Interest Information

Reciprocal used for first quarter interest apportionment 0.001431539 0.57%

First quarter interest earned	\$257,835.22
Cost of doing business – Treasurer	- 73,752.87
Cost of doing business – Auditor	<u>- 15,060.34</u>
Net interest apportioned	\$169,022.01

Reciprocal used for second quarter interest apportionment 0.000799623 0.31%

Second quarter interest earned	\$162,349.12
Cost of doing business – Treasurer	- 47,084.83
Cost of doing business – Auditor	<u>- 9,019.49</u>
Net interest apportioned	\$106,244.80

Reciprocal used for third quarter interest apportionment 0.000441838 0.17%

Third quarter interest earned	\$134,796.07
Cost of doing business – Treasurer	- 53,732.54
Cost of doing business – Auditor	<u>- 13,533.40</u>
Net interest apportioned	\$ 67,530.13

Reciprocal used for fourth quarter interest apportionment 0.000868533 0.35%

Fourth quarter interest earned	\$218,547.20
Cost of doing business – Treasurer	- 54,042.71
Cost of doing business – Auditor	<u>- 12,982.82</u>
Net interest apportioned	\$151,521.67

Nevada County Treasurer

Table of Contents

	<i>Pg No.</i>
Monthly Summary of Daily Treasury Activity	2
Yearly Summary of Monthly Treasury Activity	3
Portfolio Details and Summary Report.....	4
Investment Status Report	5
Investment Portfolio Chart.....	6

Monthly Summary of Daily Treasury Activity

This report shows the monthly treasury cash activity on a daily basis beginning with the *first calendar day* of the month and ends with the *last calendar day* of the month. Although the county treasury is closed on weekends and holidays, the investment portfolio continues to generate interest. When calculating the monthly total and average, Receipts, Expenditures and Net Change will use the actual number of days in a given month. The calculation for the Daily Balance, Amount Invested and Percent Invested will also use the actual number of days in a given month.

All receipts (permits) and expenditures (warrants) consist of county funds, school district funds, fire department funds, etc.

The net change shown on this report is the difference between the daily expenses and the daily receipts.

The percent invested for each day is the result of dividing the the amount invested of treasury by daily balance.

The month to date averages are calculated and printed at the bottom of the page.

Monthly Summary of Daily Activity 10-11

DATE	RECEIPTS (PERMITS)	EXPENDITURES (WARRANTS/ACH)	RETURNS EXCEPTIONS	DAILY BALANCE	NET CHANGE	AMOUNT INVESTED	PERCENT INVESTED
Bal Fwd				\$160,269,657.39			
6/1/2011	\$1,442,617.49	\$1,852,183.70		\$159,860,091.18	(\$409,566.21)	\$153,115,368.59	95.78%
6/2/2011	\$224,590.77	\$1,722,715.63		\$158,361,966.32	(\$1,498,124.86)	\$150,160,068.54	94.82%
6/3/2011	\$1,408,060.58	\$2,528,222.58		\$157,241,804.32	(\$1,120,162.00)	\$149,447,537.69	95.04%
6/4/2011	\$0.00	\$0.00		\$157,241,804.32	\$0.00	\$149,447,537.69	95.04%
6/5/2011	\$0.00	\$0.00		\$157,241,804.32	\$0.00	\$149,447,537.69	95.04%
6/6/2011	\$1,121,565.90	\$795,912.29		\$157,567,457.93	\$325,653.61	\$148,471,863.94	94.23%
6/7/2011	\$2,014,932.79	\$1,389,962.25		\$158,192,428.47	\$624,970.54	\$148,493,530.44	93.87%
6/8/2011	\$211,565.11	\$711,168.81		\$157,692,824.77	(\$499,603.70)	\$148,519,513.44	94.18%
6/9/2011	\$843,949.14	\$746,974.37		\$157,789,799.54	\$96,974.77	\$148,536,231.01	94.14%
6/10/2011	\$133,173.73	\$663,750.88		\$157,259,222.39	(\$530,577.15)	\$148,557,367.01	94.47%
6/11/2011	\$0.00	\$0.00		\$157,259,222.39	\$0.00	\$148,557,367.01	94.47%
6/12/2011	\$0.00	\$0.00		\$157,259,222.39	\$0.00	\$148,557,367.01	94.47%
6/13/2011	\$444,803.98	\$436,180.35		\$157,267,846.02	\$8,623.63	\$148,593,136.36	94.48%
6/14/2011	\$285,556.56	\$1,099,045.46		\$156,454,357.12	(\$813,488.90)	\$148,618,180.18	94.99%
6/15/2011	\$253,406.86	\$634,254.71	\$1,137.72	\$156,074,646.99	(\$380,847.85)	\$148,340,347.63	95.04%
6/16/2011	\$878,648.54	\$1,883,034.06		\$155,070,261.47	(\$1,004,385.52)	\$148,347,492.88	95.66%
6/17/2011	\$551,124.17	\$2,476,666.92		\$153,144,718.72	(\$1,925,542.75)	\$145,357,642.13	94.92%
6/18/2011	\$0.00	\$0.00		\$153,144,718.72	\$0.00	\$145,357,642.13	94.92%
6/19/2011	\$0.00	\$0.00		\$153,144,718.72	\$0.00	\$145,357,642.13	94.92%
6/20/2011	\$1,600,484.07	\$287,757.65		\$154,457,445.14	\$1,312,726.42	\$145,393,954.60	94.13%
6/21/2011	\$457,734.16	\$429,126.81		\$154,486,052.49	\$28,607.35	\$147,413,604.60	95.42%
6/22/2011	\$855,536.64	\$819,085.49		\$154,522,503.64	\$36,451.15	\$147,426,726.60	95.41%
6/23/2011	\$274,268.09	\$1,352,916.03		\$153,443,855.70	(\$1,078,647.94)	\$146,436,702.39	95.43%
6/24/2011	\$1,086,200.38	\$402,467.86		\$154,127,588.22	\$683,732.52	\$146,458,634.78	95.02%
6/25/2011	\$0.00	\$0.00		\$154,127,588.22	\$0.00	\$146,458,634.78	95.02%
6/26/2011	\$0.00	\$0.00		\$154,127,588.22	\$0.00	\$146,458,634.78	95.02%
6/27/2011	\$1,703,509.73	\$809,211.38		\$155,021,886.57	\$894,298.35	\$147,491,656.57	95.14%
6/28/2011	\$2,177,478.03	\$917,985.26		\$156,281,379.34	\$1,259,492.77	\$146,501,417.57	93.74%
6/29/2011	\$664,699.27	\$848,513.13		\$156,097,565.48	(\$183,813.86)	\$146,314,577.61	93.73%
6/30/2011	\$3,141,788.10	\$6,481,679.66		\$152,757,673.92	(\$3,339,891.56)	\$141,335,939.91	92.52%
JUNE TOTAL	\$21,775,694.09	\$29,288,815.28	\$1,137.72	\$152,757,673.92	(\$7,513,121.19)		
JUNE TOTAL AVG	\$725,856.47	\$976,293.84			(\$250,437.37)	\$147,632,461.92	94.70%



Yearly Summary of Monthly Treasury Activity

This report shows the yearly treasury cash activity on a monthly basis beginning with *July* and ending with *June*.

All receipts (permits) and expenditures (warrants) consist of county funds, school district funds, fire department funds, etc.

The **net change** shown on this report is the difference between the *monthly expenses* and the *monthly receipts*.

The **average amount invested** for each month is the result of dividing the total daily amounts invested by the number of days in the month.

The **average percent invested** for each month is the result of dividing the total daily percent amounts invested by the number of days in the month.

The year to date averages are calculated and printed at the bottom of the page.

Treasurer of Nevada County

Yearly Summary of Monthly Treasury Activity

MONTH	RECEIPTS (PERMITS)	EXPENSES (WARRANTS/ACH)	ACH RETURNS (EXCEPTIONS)	NET CHANGE	ENDING BALANCE	AVERAGE AMT INVESTED	AVERAGE % INVESTED
Bal Fwd					\$ 141,609,259.39		
Jul-10	\$18,326,813.41	\$38,679,988.74		(\$20,353,175.33)	\$ 121,256,084.06	\$121,303,362.51	94.23%
Aug-10	\$21,016,013.01	\$25,658,271.20		(\$4,642,258.19)	\$ 116,613,825.87	\$110,471,574.16	94.05%
Sep-10	\$21,655,080.81	\$25,113,078.39		(\$3,457,997.58)	\$ 113,155,828.29	\$110,133,064.72	93.91%
Oct-10	\$27,937,964.40	\$26,963,957.58		\$974,006.82	\$ 114,129,835.11	\$100,108,781.79	92.96%
Nov-10	\$50,698,278.86	\$25,734,836.24		\$24,963,442.62	\$ 139,093,277.73	\$118,925,868.79	92.66%
Dec-10	\$75,864,598.29	\$28,577,314.46		\$47,287,283.83	\$ 186,380,561.56	\$164,965,568.67	94.47%
Jan-11	\$33,330,406.99	\$71,245,316.81		(\$37,914,909.82)	\$ 148,465,651.74	\$150,201,720.77	94.99%
Feb-11	\$22,320,716.26	\$24,905,162.44		(\$2,584,446.18)	\$ 145,881,205.56	\$140,629,212.64	94.46%
Mar-11	\$42,783,012.17	\$25,605,261.02	\$657.39	\$17,177,751.15	\$ 163,059,614.10	\$143,797,513.77	94.22%
Apr-11	\$66,590,402.13	\$23,990,294.13		\$42,600,108.00	\$ 205,659,722.10	\$184,097,490.58	95.35%
May-11	\$17,614,887.45	\$63,004,997.16	\$45.00	(\$45,390,109.71)	\$ 160,269,657.39	\$172,507,402.10	95.00%
Jun-11	\$21,775,694.09	\$29,288,815.28	\$1,137.72	(\$7,513,121.19)	\$ 152,757,673.92	\$147,632,461.92	94.70%
YTD	\$419,913,867.87	\$408,767,293.45	\$1,840.11	\$11,146,574.42	\$ 152,757,673.92		
YTD AVG	\$34,992,822.32	\$34,063,941.12		\$928,881.20		\$138,731,168.54	94.25%

Portfolio Details and Summary Reports

The market value listing is a "snapshot" of the investments from the viewpoint of what might be financially gained or lost if we were to sell any of these investments on the "as of" date shown at the top of the page. It is a tool we use to maximize on investment income and should not be considered as a statement of actual (or realized) profits or losses. The market value listings are received from Union Bank of California.

Just for a point of clarity: Unrealized profits and losses are the differences between the book value and the market value of a security and do not become realized unless the security is sold.

NEVADA COUNTY
Portfolio Management
Portfolio Summary
June 30, 2011

Investments	Par Value	Market Value	Book Value	% of Portfolio	Term	Days to Maturity	YTM 360 Equiv.	YTM 365 Equiv.
Managed Pool Accounts	11,065,677.36	11,065,677.36	11,065,677.36	7.24	1	1	0.493	0.500
Checking Accounts & Deposits	30,332,218.15	30,332,218.15	30,332,218.15	19.86	1	1	0.119	0.121
Certificates of Deposit - Bank	10,000,000.00	10,000,000.00	10,000,000.00	6.55	256	60	0.190	0.193
Negotiable CDs	10,000,000.00	9,996,500.00	10,000,000.00	6.55	303	196	0.435	0.441
Medium Term Notes	5,000,000.00	5,151,000.00	5,186,925.00	3.40	538	409	0.986	1.000
Municipal Bonds	6,205,000.00	6,261,155.25	6,284,610.15	4.11	364	336	0.722	0.732
Federal Agency Coupon Securities	75,000,000.00	75,166,000.00	74,894,268.24	49.03	1,031	929	1.209	1.226
Federal Agency Disc.	5,000,000.00	5,000,000.00	4,993,975.00	3.27	241	7	0.182	0.184
Investments	152,602,895.51	152,972,550.76	152,757,673.90	100.00%	583	500	0.762	0.773

Total Earnings June 30 Month Ending **701,984.01** Fiscal Year Ending **701,984.01**

Current Year **121,857.11** Fiscal Year To Date **701,984.01**

Average Daily Balance **165,013,392.23** **144,197,539.68**

Effective Rate of Return **0.90%** **0.49%**

Tina M Vernon, Treasurer/Tax Collector

Reporting period 06/01/2011-06/30/2011

Run Date: 07/05/2011 - 14:58

Portfolio TRES
 RC
 PM (PRF_PMF1) SymRept 6.41.202b
 Report Ver. 5.00



NEVADA COUNTY
Portfolio Management
Portfolio Details - Investments
June 30, 2011

CUSIP	Investment #	Issuer	Average Balance	Purchase Date	Par Value	Market Value	Book Value	Stated Rate	S&P	YTM 365	Days to Maturity	Maturity Date
Managed Pool Accounts												
SYS210-04	5	State of California investment	11,065,677.36	07/28/2010	11,065,677.36	11,065,677.36	11,065,677.36	0.500		0.500	1	
		Subtotal and Average	11,065,677.36		11,065,677.36	11,065,677.36	11,065,677.36			0.500	1	
Checking Accounts & Deposits												
SYS15	15	CITIZENS BANK OF NORTHERN CA		07/01/2010	31,165.64	31,165.64	31,165.64			0.000	1	
SO-51148	11	LIR GOVERNMENT MONEY FUND			2,163,223.86	2,163,223.86	2,163,223.86	0.120	AAA	0.120	1	
SYS14	14	BANK OF AMERICA PHY		07/01/2010	999,732.88	999,732.88	999,732.88			0.000	1	
SYS1	1	WESTAMERICA BANK			16,669,709.90	16,669,709.90	16,669,709.90	0.200		0.200	1	
PHYSICAL	10	WESTAMERICA BANK		07/01/2010	2,778,045.05	2,778,045.05	2,778,045.05			0.000	1	
SYS16	16	WESTAMERICA BANK		07/01/2010	5,877.50	5,877.50	5,877.50			0.000	1	
PHYSICAL	2	WESTAMERICA BANK			7,526,081.46	7,526,081.46	7,526,081.46			0.000	1	
PHYSICAL	3	WESTAMERICA BANK		07/01/2010	89.77	89.77	89.77			0.000	1	
PHYSICAL	6	WESTAMERICA BANK		07/01/2010	20,145.60	20,145.60	20,145.60			0.000	1	
PHYSICAL	7	WESTAMERICA BANK		07/01/2010	955.56	955.56	955.56			0.000	1	
PHYSICAL	8	WESTAMERICA BANK			77,550.38	77,550.38	77,550.38	1.000		1.000	1	
PHYSICAL	9	WESTAMERICA BANK		07/01/2010	59,640.55	59,640.55	59,640.55			0.000	1	
		Subtotal and Average	38,841,111.76		38,841,111.76	38,841,111.76	38,841,111.76			0.121	1	
Certificates of Deposit - Bank												
SYS210-20	210-20	BANK OF THE WEST		12/17/2010	5,000,000.00	5,000,000.00	5,000,000.00	0.180		0.183	45	08/15/2011
SYS210-21	210-21	BANK OF THE WEST		12/17/2010	5,000,000.00	5,000,000.00	5,000,000.00	0.200		0.203	74	09/13/2011
		Subtotal and Average	10,000,000.00		10,000,000.00	10,000,000.00	10,000,000.00			0.193	60	
Negotiable CDs												
90527MMU7	210-24	UNION BANK OF CA		01/31/2011	5,000,000.00	5,001,000.00	5,000,000.00	0.340	AAA	0.345	31	08/01/2011
90527MQN9	210-30	Union Bank of California		04/28/2011	5,000,000.00	4,995,500.00	5,000,000.00	0.530	A-1	0.537	360	06/25/2012
		Subtotal and Average	14,333,333.33		10,000,000.00	9,995,500.00	10,000,000.00			0.441	196	
Medium Term Notes												
36962GAE1	210-25	GENERAL ELECTRIC CAPITAL CORP		02/22/2011	5,000,000.00	5,151,000.00	5,186,925.00	3.500	AAA	1.000	409	08/13/2012
		Subtotal and Average	5,186,925.00		5,000,000.00	5,151,000.00	5,186,925.00			1.000	409	
Municipal Bonds												
840058SV4	210-36	San Francisco Unified School		06/03/2011	6,261,155.25	6,261,155.25	6,284,610.15	2.000		0.732	336	06/01/2012
		Subtotal and Average	5,865,636.14		6,205,000.00	6,261,155.25	6,284,610.15			0.732	336	

NEVADA COUNTY
Portfolio Management
Portfolio Details - Investments
June 30, 2011

CUSIP	Investment #	Issuer	Average Balance	Purchase Date	Par Value	Market Value	Book Value	Stated Rate	S&P	YTM 365	Days to Maturity	Maturity Date
Federal Agency Coupon Securities												
313370872	210-03	FEDERAL HOME LOAN BANKS		07/23/2010	5,000,000.00	5,009,450.00	5,000,000.00	0.600	AAA	0.600	208	01/25/2012
3134G1ZC1	210-34	Union Bank of California		05/23/2011	5,000,000.00	5,003,550.00	5,000,000.00	0.625	A-1	0.625	682	05/23/2013
313373F56	210-31	UBS		04/29/2011	5,000,000.00	5,003,750.00	4,996,250.00	1.150	AAA	1.184	759	07/29/2013
313371J31	210-19	FEDERAL HOME LOAN BANKS		12/15/2010	10,000,000.00	10,000,500.00	9,929,245.28	0.750	AAA	1.038	770	08/09/2013
31331KMY3	210-37	FEDERAL FARM CREDIT BANKS		06/09/2011	5,000,000.00	4,994,250.00	5,000,000.00	0.750	AAA	0.750	801	09/09/2013
3134G1C36	210-23	FEDERAL HOME LOAN MORTGAGE COR		01/28/2011	5,000,000.00	5,018,150.00	4,978,468.90	1.000	AAA	1.178	906	12/23/2013
31331KGD6	210-27	UBS		03/28/2011	5,000,000.00	5,039,100.00	4,992,500.00	1.375	AAA	1.426	1,001	03/28/2014
3134G2CY6	210-28	FEDERAL HOME LOAN MORTGAGE COR		04/15/2011	5,000,000.00	5,016,400.00	5,000,208.33	1.500	AAA	1.500	1,018	04/14/2014
3134G2EY4	210-32	UBS		04/29/2011	5,000,000.00	5,004,850.00	5,000,000.00	1.625	AAA	1.625	1,033	04/29/2014
313373K43	210-33	Union Bank of California		05/02/2011	5,000,000.00	5,001,000.00	5,000,000.00	1.000	A-1	1.000	1,036	05/02/2014
313373JR4	210-29	FEDERAL HOME LOAN BANKS		04/15/2011	5,000,000.00	5,066,500.00	4,997,595.73	1.375	AAA	1.392	1,062	05/28/2014
3134G2KA9	210-35	FEDERAL HOME LOAN MORTGAGE COR		05/27/2011	5,000,000.00	5,003,500.00	5,000,000.00	1.250	AAA	1.250	1,062	05/28/2014
31331KEB2	210-26	Union Bank of California		03/16/2011	5,000,000.00	5,058,600.00	5,000,000.00	2.180	A-1	2.180	1,354	03/16/2015
31331KQMS	210-38	FEDERAL FARM CREDIT BANKS		06/29/2011	5,000,000.00	4,946,400.00	5,000,000.00	1.600	AAA	1.600	1,459	06/29/2015
		Subtotal and Average	74,726,733.64		75,000,000.00	75,166,000.00	74,894,268.24			1.226	929	
Federal Agency Disc.												
313588HW8	210-14	FEDERAL NATIONAL MORTGAGE CORP		11/09/2010	5,000,000.00	5,000,000.00	4,993,975.00	0.180	AAA	0.184	7	07/08/2011
		Subtotal and Average	4,993,975.00		5,000,000.00	5,000,000.00	4,993,975.00			0.184	7	
		Total and Average	165,013,392.23		162,602,895.51	162,972,550.76	162,757,673.90			0.773	500	

NEVADA COUNTY
 Portfolio Management
 Portfolio Details - Cash
 June 30, 2011

CUSIP	Investment #	Issuer	Average Balance	Purchase Date	Par Value	Market Value	Book Value	Stated Rate	S&P	YTM 365	Days to Maturity	
Checking Accounts & Deposits												
PHYSICAL	12	WELLS FARGO		07/01/2010	0.00	0.00	0.00	0.00		0.000	1	
PHYSICAL	4	WESTAMERICA BANK		07/01/2010	0.00	0.00	0.00	0.00		0.000	1	
		Average Balance	0.00								0	
Total Cash and Investments			165,013,392.23		152,602,895.51	152,972,550.76	152,757,573.90			0.773	500	

NEVADA COUNTY
Portfolio Management
Investment Status Report - Investments
June 30, 2011

CUSIP	Investment #	Issuer	Par Value	Stated Rate	Maturity Date	Purchase Date	YTM 360	YTM 365	Payment Dates	Accrued Interest At Purchase	Current Principal	Book Value
Managed Pool Accounts												
SYS210-04	5	LAIF	11,065,677.36	0.500	07/28/2010	07/28/2010	0.493	0.500	09/30 - Monthly	0.00	11,065,677.36	11,065,677.36
Managed Pool Accounts Totals			11,065,677.36				0.493	0.500		0.00	11,065,677.36	11,065,677.36
Checking Accounts & Deposits												
SYS15	15	CBNC	31,165.64		07/01/2010	07/01/2010	0.000	0.000	07/01 - Monthly		31,165.64	31,165.64
SO-51148	11	LIR	2,163,223.86	0.120			0.118	0.120	07/01 - Monthly		2,163,223.86	2,163,223.86
SYS14	14	PHYSIC	999,732.88		07/01/2010	07/01/2010	0.000	0.000	01/01 - Monthly		999,732.88	999,732.88
SYS1	1	WAB	16,669,709.90	0.200			0.197	0.200	06/01 - Monthly		16,669,709.90	16,669,709.90
PHYSICAL	10	WAB	2,778,045.05		07/01/2010	07/01/2010	0.000	0.000	07/10 - Monthly		2,778,045.05	2,778,045.05
SYS16	16	WAB	5,877.50		07/01/2010	07/01/2010	0.000	0.000	07/01 - Monthly		5,877.50	5,877.50
PHYSICAL	2	WAB	7,526,081.46				0.000	0.000	07/01 - Monthly		7,526,081.46	7,526,081.46
PHYSICAL	3	WAB	89.77		07/01/2010	07/01/2010	0.000	0.000	01/01 - Monthly		89.77	89.77
PHYSICAL	6	WAB	20,145.60		07/01/2010	07/01/2010	0.000	0.000	07/01 - Monthly		20,145.60	20,145.60
PHYSICAL	7	WAB	955.56		07/01/2010	07/01/2010	0.000	0.000	07/01 - Monthly		955.56	955.56
PHYSICAL	8	WAB	77,550.38	1.000			0.988	1.000	07/01 - Monthly		77,550.38	77,550.38
PHYSICAL	9	WAB	59,640.55		07/01/2010	07/01/2010	0.000	0.000	07/01 - Monthly		59,640.55	59,640.55
Checking Accounts & Deposits Totals			30,332,218.15				0.119	0.121		0.00	30,332,218.15	30,332,218.15
Certificates of Deposit - Bank												
SYS210-20	210-20	BOW	5,000,000.00	0.180	08/15/2011	12/17/2010	0.180	0.183	03/31 - Quarterly		5,000,000.00	5,000,000.00
SYS210-21	210-21	BOW	5,000,000.00	0.200	09/13/2011	12/17/2010	0.200	0.203	03/31 - Quarterly		5,000,000.00	5,000,000.00
Certificates of Deposit - Bank Totals			10,000,000.00				0.190	0.193		0.00	10,000,000.00	10,000,000.00
Negotiable CDs												
90527MMU7	210-24	UBCBA	5,000,000.00	0.340	08/01/2011	01/31/2011	0.340	0.345	08/01 - At Maturity		5,000,000.00	5,000,000.00
90527MQN9	210-30	UBOFC	5,000,000.00	0.530	06/25/2012	04/28/2011	0.530	0.537	06/25 - At Maturity		5,000,000.00	5,000,000.00
Negotiable CDs Totals			10,000,000.00				0.435	0.441		0.00	10,000,000.00	10,000,000.00
Medium Term Notes												
36962G4E1	210-25	GECAP	5,000,000.00	3.500	08/13/2012	02/22/2011	0.986	1.000	08/13 - 02/13	4,375.00	5,182,550.00	5,186,925.00
Medium Term Notes Totals			5,000,000.00				0.986	1.000		4,375.00	5,182,550.00	5,186,925.00
Municipal Bonds												
840058SV4	210-36	SFUSD	6,205,000.00	2.000	06/01/2012	06/03/2011	0.722	0.732	06/01 - At Maturity		6,284,610.15	6,284,610.15

Investment Status Report

This report provides information regarding the cost of each security in the portfolio that has not matured or been sold as of the date of the report. It gives the security identification number, date of purchase, issue description, coupon or repurchase rate, date of maturity, purchase price, original principal invested (face amount times percentage price), accrued interest, total amount invested and buy yield or yield to maturity. The buy yield for certificates of deposit and time deposits is calculated using a compounding factor entered at the time of purchase. For treasury securities, the buy yield is calculated using a bond equivalent (365 day) yield. For money market and agency securities, the buy yield is calculated using a certificate of deposit equivalent (360 day) yield. Each of these calculations are made in accordance with industry standards.

Each group is summarized separately. At the end of the report, totals for each security type are given for principal, accrued interest, total invested, portfolio percentage and weighted average buy yield. Each of these calculations are taken from the group summaries.

24

NEVADA COUNTY
Portfolio Management
Investment Status Report - Investments
June 30, 2011

CUSIP	Investment #	Issuer	Par Value	Stated Rate	Maturity Date	Purchase Date	YTM	YTM	Payment Dates	Accrued Interest At Purchase	Current Principal	Book Value
Municipal Bonds Totals			6,205,000.00				0.722	0.732		0.00	6,284,610.15	6,284,610.15
Federal Agency Coupon Securities												
313370B72	210-03	FHLB	5,000,000.00	0.600	01/25/2012	07/23/2010	0.592	0.600	01/25 - 07/25		5,000,000.00	5,000,000.00
3134G1ZC1	210-34	UBOFC	5,000,000.00	0.625	05/23/2013	05/23/2011	0.616	0.625	11/23 - 05/23		5,000,000.00	5,000,000.00
313373F36	210-31	UBS	5,000,000.00	1.150	07/29/2013	04/29/2011	1.168	1.184	07/29 - 01/29		4,986,250.00	4,986,250.00
313371J31	210-19	FHLB	10,000,000.00	0.750	08/09/2013	12/15/2010	1.023	1.038	02/09 - 08/09	Received	9,925,000.00	9,929,245.28
31331KMY3	210-37	FFCB	5,000,000.00	0.750	09/08/2013	06/09/2011	0.740	0.750	12/09 - 06/09		5,000,000.00	5,000,000.00
3134G1C36	210-23	FHLMC	5,000,000.00	1.000	12/23/2013	01/28/2011	1.160	1.176	06/23 - 12/23	Received	4,975,000.00	4,978,468.90
31331KGD6	210-27	UBS	5,000,000.00	1.375	03/28/2014	03/28/2011	1.407	1.426	09/28 - 03/28		4,992,500.00	4,992,500.00
3134G2CY6	210-28	FHLMC	5,000,000.00	1.500	04/14/2014	04/15/2011	1.479	1.500	10/14 - 04/14	208.33	5,000,000.00	5,000,208.33
3134G2EY4	210-32	UBS	5,000,000.00	1.625	04/29/2014	04/29/2011	1.603	1.625	10/29 - 04/29		5,000,000.00	5,000,000.00
313379K43	210-33	UBOFC	5,000,000.00	1.000	05/02/2014	05/02/2011	0.986	1.000	11/02 - 05/02		5,000,000.00	5,000,000.00
313373JR4	210-29	FHLB	5,000,000.00	1.375	05/28/2014	04/19/2011	1.373	1.392	05/28 - 11/28		4,997,500.00	4,997,595.73
3134G2KA9	210-35	FHLMC	5,000,000.00	1.250	05/28/2014	05/27/2011	1.233	1.250	11/28 - 05/28		5,000,000.00	5,000,000.00
31331KEB2	210-26	UBOFC	5,000,000.00	2.180	03/16/2015	03/16/2011	2.150	2.180	09/16 - 03/16		5,000,000.00	5,000,000.00
31331KQM5	210-38	FFCB	5,000,000.00	1.600	06/29/2015	06/29/2011	1.578	1.600	12/29 - 06/29		5,000,000.00	5,000,000.00
Federal Agency Coupon Securities Totals			75,000,000.00				1.209	1.226		208.33	74,885,250.00	74,894,268.24
Federal Agency Disc.												
313568HW8	210-14	FNMA	5,000,000.00	0.180	07/08/2011	11/09/2010	0.182	0.184	07/08 - At Maturity		4,993,975.00	4,993,975.00
Federal Agency Disc. Totals			5,000,000.00				0.182	0.184		0.00	4,993,975.00	4,993,975.00
Investment Totals			152,602,895.51				0.762	0.773		4,583.33	152,745,280.66	152,757,673.90

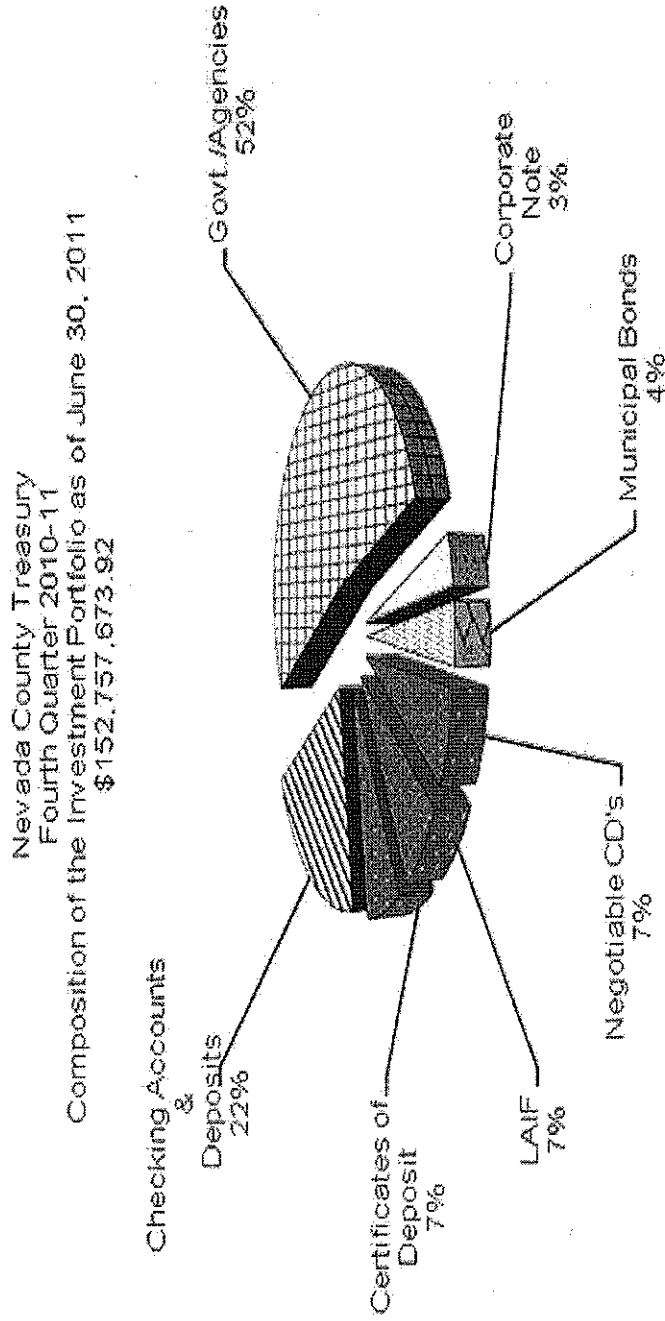
25

NEVADA COUNTY
 Portfolio Management
 Investment Status Report - Cash
 June 30, 2011

CUSIP	Investment #	Issuer	Par Value	Stated Rate	Maturity Date	Purchase Date	YTM 360	YTM 365	Payment Dates	Accrued Interest At Purchase	Current Principal	Book Value
Checking Accounts & Deposits												
PHYSICAL	12	W.F.	0.00			07/01/2010	0.000	0.000	06/01 - Monthly		0.00	0.00
PHYSICAL	4	WAB	0.00			07/01/2010	0.000	0.000	07/31 - Monthly		0.00	0.00
Cash Totals			0.00							0.00	0.00	0.00
Total Cash and Investments			152,602,895.51				0.762	0.773		4,583.33	152,745,280.66	152,757,873.90

Investment Portfolio Chart

This presentation visually displays the Quarterly Percentage of Investments by type. Following the Chart display are the Treasurer's Cash Report and the detailed Investment Portfolio both by Maturity and by Investment Type.



OFFICE EXTENSIONS

(email address) @nevco.k12.ca.us

website: <http://www.nevco.org>

NCSoS 478-6400

JANA McMillen (amcmillen)..... 201

BRENDA Herrill (brenda)..... 214

CHARLES Stuart (helpdesk) 204

DEBBIE Ledford (dledford)..... 223

DEBORAH Messervey (dmesservey) 213

DONNA Fitting (dfitting) 219

EMILIA Lawson (elawson)..... 224

ERIKA Terrassa (eterrassa)..... 252/262

HOLLY Hermansen (holly)..... 206

JOY Massey (jmassey)..... 215

JUDY Nielsen (judy) 208

LAURA Flores (lflores)..... 216

LORI Brooks (lbrooks)..... 217

MELISSA Parrett (mparrett)..... 221

NANCY Gliko (nancy)..... 222

REGINA Reno (rreno) 202

SAMIE White (swhite) 203

SHARYN Turner (sharyn)..... 245
(cell-263-5050)

SHERRY Tygart (stygart) 209

STAN Miller (smiller)..... 205
(cell-913-0646)

SAFE SCHOOLS HEALTHY STUDENTS

LISTEN McGrew (kmcgrew) 264

MARINA Bernheimer (mbernheimer)..... 265

OTHER NCSoS PHONE LINES

Fellersen Room..... 226

Fellersen Conference Phone 243

Houser Room..... 227

Houser Conference Phone 244

Copier Room..... 239

Lunch Room..... 225

Computer Room (by phone lines)..... 240

FAX LINES

Administration Fax..... 478-6410

Business Fax..... 265-3035

NCTV

NCTV – Paul (paul@nevadacountytv.org)..... 249

NCTV – Teri (terrih@nevadacountytv.org)..... 250

NCTV – Main line 263 or 250

ANNEX 470-8510

117 New Mohawk, Ste. F

BONNIE Smart (bsmart)..... 204

CARRIE Stouder (cstouder)..... 209

HELENA Heinzelman (helena)..... 212

JANE McCardle (jmccardle)..... 201

JEFF Kirishian (jkirishian)..... 203

JENNIFER Panno (jpanno)..... 205

JILL Sypnicki (jsypnicki)..... 202

KELLI Foster (kfoster) 207

MELISSA Marcum (mmarcum)..... 202

RACHAEL Navarrete (rnavarrete) 210

TERESA Hanlon (thanlon) 206

Annex Fax Line 470-8545

SPECIAL EDUCATION 265-0611

DEBRA Simmons (debra.cm)..... 201

MONTY Martin (mmartin.cm) 233

RANDY McKean (randy.cm) 203

SHELLY Sexton (shelly.cm)..... 205

Special Ed Fax Line 265-0524